

# **Tulare County**

## **4-H Field Day**

### **Saturday April 14, 2012**

- **Small Animal Show**
- **Presentations**
- **Fashion Show**
- **Indoor Exhibits**

**Porterville Fairgrounds,  
2700 West Teapot Dome,  
Porterville, CA**

## TABLE OF CONTENTS

TC 4H Field Day Department Chairs.....	2	<b>Animal Science &amp; Related Activities</b> .....	44
Schedule of Events.....	3	Rules .....	45
Entry tag and Entry form information.....	4	Health Requirements .....	46
General Rules and Instructions .....	5	Dog Project.....	47
Code of Conduct.....	6	Poultry Division.....	49
Fashion Revue .....	8	Pygmy Goat Department.....	53
Presentations.....	15	Rabbit Department .....	55
<b>Indoor Projects &amp; Related Activities</b> .....	30	Small Animal Round Robin.....	57
Rules .....	31	<b>ENTRY FORMS</b> .....	58
<b>Primary (Mini) Member Guidelines</b> .....	32	FASHION REVUE .....	
<b>Dairy Foods Science Skill-A-Thon</b> .....	32	Commentary .....	59
4-H Educational Exhibit .....	35	Participant Form .....	60
Table Segment – Exhibition Display.....	35	Supplementary Entry Forms .....	
Table Segment – Functional Display.....	36	Traditional Entry Form .....	61
Aerospace & Rocketry.....	37	Recycled Garment.....	62
Arts & Crafts .....	38	Consumer Science – Purchased Outfit .....	63
Beginning 4-H.....	38	Wearable Art (Embellished).....	64
Cake Decorating.....	38	\$19 Challenge.....	65
Child Care and Development .....	37	Tote Bag Pattern Challenge .....	66
Clothing & Textiles.....	39	Presentation Day Entry Form .....	67
Communications.....	37	Primary (Mini) Member Entry Form .....	68
Community Pride & Community Service .....	37	Dairy Foods Science Skill-A-Thon Entry .....	69
Computers & Internet .....	37	Table Segment – Functional Entry Form.....	70
Electricity & Electronics .....	37	Table Segment – Exhibition Entry Form.....	71
Farm Machinery.....	37	Indoor Entry Form.....	72
Fiber Arts .....	37	Group Entry Form.....	73
Foods-Nutrition .....	39	Dog Achievement Day Entry Form.....	74
Food Preservation .....	40	Poultry and Pigeon Entry Form .....	75
Group Determined .....	37	Rabbit Entry Form .....	76
Hi 4-H.....	37	Pygmy Goat Entry Form .....	77
Home Arts and Furnishing.....	37		
Indoor and Mini Gardens .....	40		
Leadership Development.....	37		
Leathercraft.....	40		
Livestock Judging .....	37		
Metal Working.....	37		
Outdoor Adventures .....	37		
Photography .....	41		
Record Keeping.....	37		
Robotics.....	42		
Scrapbooking.....	43		
Self-Determined.....	37		
Shooting Sports .....	37		
Small Engines.....	37		
Vegetable Gardens and Crops .....	43		
Veterinary Science .....	37		
Woodworking.....	37		

A Message from. . .

**University of California Cooperative Extension  
and the Tulare County 4-H Leader Council**

Competition has long been identified with the 4-H Youth Development Program (YDP). In fact, the very beginning of rural club work is found in the corn growing contests that were held in the early 1930's. Since that time, TC 4H Field Days and other exhibits have been an important part of 4-H YDP.

The Tulare County 4-H Leader Council intends that this Tulare County 4-H Field Day will give each 4-H'er an opportunity to display the results of his/her work and compare it with other 4-H club members through this educational learning event.

We extend a sincere invitation on behalf of the 4-H leaders of Tulare County to all parents, sponsors, and others interested in the 4-H Youth Development Program to attend and participate in our first Tulare County 4-H Field Day.

**4-H Staff and Executive Board**

Jim Sullins ..... County Director  
Leah Harrelson..... 4-H Program Representative  
Scott Scheer..... 4-H Council President  
Crystal Maldonado ..... 4-H Council Secretary  
Patty Dreyer ..... 4-H Council Treasurer  
Jo-Wayne Lyons ..... Ag Advisory Board Chairperson  
David Douglas..... Indoor Advisory Board Chairperson  
Ronda Lindahl..... TC 4H Field Day Indoor Building Coordinator  
Silas and Kristen Childress ..... All Star Advisor  
Rocky Dixon ..... Hi 4-H Advisor

# TC 4H Field Day DEPARTMENT CHAIRS

The following people can assist you with questions regarding the project(s) that they are responsible for. Feel free to call them.

## ENGINEERING, FAMILY & CONSUMER SCIENCE, HEALTH & LEISURE, PLANT SCIENCE, AND RESOURCE AND SOCIAL SCIENCE PROJECTS AND RELATED ACTIVITIES

**Indoor Building Chairperson.....Ronda Lindahl, Elbow Creek 4-H, 559-798-0531**

**Non Competitive Exhibits**

- Primary (Mini) Members .....Mary Minter, Springville 4-H, 559-539-1520

**Competitive Exhibits**

- Aerospace & Rocketry ..... Gary Babcock, Springville 4-H, 559-784-2247
- All Other Projects..... Karen Lewis, Pleasant View 4-H, 559-789-3649
- Arts & Crafts ..... Jennifer Harden, Tulare 4-H 559-366-7310
- Beginning 4-H .....Mary Minter, Springville 4-H, 661-548-6031
- Cake Decorating.....Mary Jo Albright, Tulare 4-H, 559-688-5506
- Clothing & Textiles and Quilts .....Darlene Lindahl, Elbow Creek 4-H, 559-798-0501
- Foods - Nutrition & Foods – Preservation ..... Kristen and Silas Childress, Tulare 4-H, 559-280-4516
- How To ..... Mary Jo Albright, Tulare 4H, 559-688-5506
- Indoor and Mini Gardens .....Keith Hennesay, Elbow Creek 4-H, 559-798-0834
- Leathercraft ..... Mike Toomey, Elbow Creek 4-H, 559-625-2482
- Photography .....TBA
- Robotics .....Karen Lewis Pleasant View 4-H 559-789-3649
- Scrapbooking..... Cheryl Groves, Springville 4H, 559-539-5325
- Vegetable Gardens & Crops .....Keith Hennesay, Elbow Creek 4-H, 559-798-0834
- Table Segments: Exhibition & Functional ..... Trudy James, Pixley 4-H, 559-687-9831  
..... Shelley Heeger, Pixley 4-H, 559-752-4095

## **SMALL ANIMAL SCIENCE PROJECTS**

- Dog ..... Lisa Butler, Oakdale 4-H 559-738-8613
- Poultry ..... Monty Newkirk, Vandalia 4-H, 559-799-5439
- Pygmy Goats ..... Merri Larson, TC Leader Council, 559-784-5053
- Rabbit ..... James Searcy, Burton 4-H, 559-361-7945
- Small Animal Round Robin ..... Monty Newkirk, Vandalia 4-H, 559-799-5439

# Entry Fees

Fashion Revue.....	No Entry Fee
Presentations .....	No Entry Fee
Mini Members .....	No Entry Fee
Indoor Department: .....	\$2.00 per item
Dog .....	\$7.00 per dog
Poultry.....	\$3.00 per bird
Pygmy Goat .....	\$7.00 per goat
Rabbit/Cavy .....	\$3.00 per animal

## Schedule of Events

- ❖ All Entries Due or Postmarked.....Wednesday, March 28, 2012
- ❖ Set up of Exhibit building for all activities .....3 - 5 PM Friday, April 13, 2012
- ❖ Dog Achievement Day Check In.....2:30 PM Friday, April 13, 2012
- ❖ Dog Achievement Show begins .....3 PM Friday, April 13, 2012
- ❖ Set up Small Animal Exhibit areas.....4 - 7 PM Friday, April 13, 2012
- ❖ Indoor Exhibit entries due to grounds..... 5 – 7 PM Friday, April 13, 2012
- ❖ Judging of Indoor Exhibits ..... 7 – 10 PM Friday, April 13, 2012

### Small Animals In and Out Show Saturday April 14, 2012

- ❖ Small animal Health Check..... 7 to 8AM Saturday, April 14, 2012
- ❖ Animals in Place .....8 AM Saturday, April 14, 2012
- ❖ Shows begin .....9 AM Saturday, April 14, 2012
- ❖ Small Animal Round Robin..... EST 1 PM Saturday, April 14, 2012

### Presentations Saturday, April 14, 2012

- ❖ Check IN ..... 8- 8:30 AM Saturday, April 14, 2012
- ❖ Judging..... 8:30 AM until Noon Saturday, April 14, 2012

\*Must sign up for time slots upon check-in\*

### Fashion Review Saturday April 14, 2012

- ❖ Check In ..... 11 AM Saturday, April 14, 2012
- ❖ Judging all grades ..... Noon Saturday, April 14, 2012
- ❖ Fashion Show ..... EST 3 PM Saturday, April 14, 2012

### Awards Ceremony

- ❖ Fashion Show to be followed by Presentation Awards for Fashion Review, Presentations, & Small Animal Round Robin ..... 3 PM Saturday, April 14, 2012



Release of Entries & Grounds clean up following awards ceremony



## 2012 Tulare County 4-H Field Day

Saturday, April 14, 2012

Porterville TC 4H Field Day grounds, 2700 West Teapot Dome, Porterville

### DEADLINES:

**March 28** All entry forms and fees are **DUE OR POSTMARKED** by **March 28, 2012** to Tulare County 4-H Field Day, 4437-B S. Laspina St., Tulare, CA 93274, by 7:00 P.M.

One of each of the Indoor and Livestock Entry Forms is included in this book. Photocopies may be made as necessary. The forms, listed below, are also available at the Cooperative Extension Office. Please use the appropriate form for your project. Note: Entry tags are not included in this booklet. They are available at the Cooperative Extension Office. Please pick these up prior to the TC 4H Field Day, complete the information requested and attach to the entry item.

### Use only the entry forms and tags listed below:

#### Indoor Exhibit Entry Forms

- 4-H Primary (Mini) Member Entry Form
- Dairy Foods Science Entry Form
- Table Segment Exhibition Entry Form
- Table Segment Functional Entry Form
- Indoor Entry Form
- Group Exhibit Entry Form

#### Indoor Entry Tags (available at Cooperative Extension Office)

- Indoor Exhibit Entry Tag (color coded)
- Arts & Crafts Entry Tag (color coded)
- Photography Entry Tag (color coded)

#### Presentation Day Entry Form

- Participant Entry

#### Fashion Revue Entry Forms

- Commentary card
- Participant Entry
- Supplemental, Traditional, Recycled, Consumer Science, Wearable Art and Challenge(s)

#### Small Animal Entry Forms

- Dog Care Achievement Day Entry Form
- Poultry/Pigeon Entry Form
- Pygmy Goat Entry Form
- Rabbit/Cavy Entry Form

All forms may be photocopied as needed **except** the entry tags for: Arts & Crafts; Indoor Exhibits; and Photography, they are color coded. Do not use old tags.

Use only those forms found in this booklet.

For further information, contact the appropriate person:

Livestock projects - Jo-Wayne Lyons, 559-594-4065  
Indoor projects – David Douglas, 559-359-2334

Leah Harrelson  
4-H Program Representative  
(559) 684-3322

## GENERAL RULES AND INSTRUCTIONS - All Departments

All enrolled 4-H club members in Tulare County are encouraged to participate. Exhibitors must be bona fide 4-H club members 9 years old or in the 4<sup>th</sup> grade as of December 31, 2011 to 19 years of age, and in good standing in their club and project. Primary (Mini) Members need to see page 32 for this age group's activities.

- All questions regarding the interpretation of general rules of this Tulare County 4-H Field Day and the judging of individual projects will be referred to the chairperson of the division.
- If a 4-H member requires a disability accommodation in order to participate in the Tulare County 4-H Field Day, please contact Leah Harrelson at 559-684-3322, at least two weeks before the event.
- The Tulare County 4-H Field Day Committee cannot assume responsibility for losses or injuries to members, exhibits or visitors; however, they will take every precaution to protect the above.
- It has been made a rule by the 4-H Executive Board that all leaders should accompany their project member's exhibit when arriving at the field day.
  - Non-livestock projects leaders must sign up with Department Chair prior to the TC 4H Field Day to assist with displaying, registration, clerking, and releasing of that project.
  - Livestock projects leaders will be contacted by the chairperson of the department to participate in some way during the showing, check-in or releasing of animals during and after the field day.
  - It has been necessary to make this mandatory in order that no leader gets overburdened with an undue amount of work in any department.
- All exhibits must be on the TC 4H Field Day grounds by the time specified on page 3 and checked in with a division clerk to be eligible for awards. Exhibits must remain on the TC 4H Field Day grounds until release time on April 14. All exhibits (including equipment) must be removed by 6:00 P.M., April 14, 2012.
- If a parent cannot stay with their child at a county 4-H event, another adult, preferably from their own club, should be asked by the parent to assume responsibility of supervising that 4-H member. The supervising adult should be given a phone number where a parent can be reached in case of an emergency. The 4-H Code of Conduct is in effect at all 4-H events." This supervision policy was adopted by a majority vote of the Tulare County 4-H Leader Council February 18, 1991. A complete copy of the 4-H Adult and Youth member Code of Conduct is printed on page 6-7 of this book.
- **Protest Policy**

The following was adopted at the April 21, 1997 Tulare County 4-H Leader Council meeting. The judge's decisions on awards cannot be protested. Protests will be considered only if there has been a violation of State or local rules. All protests must be presented to the arbitration committee of it's respective Advisory Board in writing within 24 hours or the next business day of the alleged violation, i.e. the project is presented at the event, and must be accompanied by a \$50 deposit (cash, money order, or certified check), which will be returned if the protest is determined valid. Protests and appropriate action are decided by the arbitration committee of each respective 4-H Advisory Board. If protests cannot be resolved with the above mentioned advisory boards' arbitration committee, the Tulare County 4-H Leader Council's Executive Board may intervene.

**California 4-H Youth Development Program**  
**Code of Conduct**  
**University of California Cooperative Extension**

The following behavior guidelines and expectations are designed to make everyone's experience at 4-H events satisfying to all attending. This means that all participants, members, adult volunteers, and 4-H YDP staff, shall adhere to the core values of the University of California 4-H Youth Development Program, respect the individual rights, safety, and property of others. Youth are expected to demonstrate the character traits of trustworthiness, respect, responsibility, fairness, caring and citizenship.

**While attending all 4-H meetings, projects, programs, and events as a 4-H member I will:**

1. Be courteous and respect others.
2. Obey all rules established by the California 4-H YDP, the local club/group and all local, state and federal laws.
3. Respect the authority of adult volunteers, youth leaders, 4-H YDP staff, and others in leadership roles.
4. Use appropriate language and wear acceptable clothing at 4-H activities and events.
5. Show kindness to others and give assistance when needed.
6. Be honest and honor commitments.
7. Not use tobacco products, alcohol or drugs (except those prescribed by a doctor).
8. Not carry a weapon or threaten another person with a weapon, bodily force or language.
9. Accept responsibility for personal choices.
10. Acknowledge that searches of personal property may take place when there is reasonable suspicion of violations of law or University policy in accordance with 4-H YDP policy.
11. Not display overly affectionate or sexual behavior.

**While attending overnight events as a 4-H member, I will:**

1. Be in my room when attending overnight events by the established hours.
2. Not leave the grounds unless permission is secured from the adult in charge and I am accompanied by two adults.
3. Not be in the sleeping areas of members of the opposite gender nor will I invite non 4-H participants to the sleeping areas.
4. Will be responsible for any damage caused by my actions.
5. Will comply with other rules of the event.

**PENALTIES FOR INFRACTIONS**

Infractions of the 4-H Code of Conduct must be reported promptly by anyone observing them to the adult in charge of the delegation/project and to the person in charge of the event who will bear final responsibility for disciplinary action. The parent/guardian and the County 4-H Office will be notified of action taken. Penalties may include any or all of the following:

- Notification of parents and appropriate staff members.
- Sending the participant home
- Barring the participant from future 4-H events
- Assessing the participant the cost of damages and repairs for damage or destruction of property
- Releasing the participant to the nearest law enforcement agency and/or the proper authorities
- Termination of 4-H membership

# California 4-H Youth Development Program

## Code of Conduct/Responsibilities and Rights

### University of California Cooperative Extension

The following guidelines are to assist 4-H Volunteers in understanding what behavior is expected while performing within the course and scope of a 4-H Volunteer. 4-H Volunteers are considered Agents of the University of California and must abide by all UC policies. Appointments of 4-H Volunteers may be renewed on an annual basis through County Offices.

*To be appointed as a 4-H Volunteer, an adult must:*

1. Be at least 18 years of age.
2. Complete a New Adult Volunteer Application Form.
3. Complete the 4-H Volunteer screening process including a Live Scan or BID-7 Applicant Finger Print Form.
4. Attend 4-H Volunteer orientation meeting(s) offered by the County 4-H Youth Development Staff.
5. Participate in required Volunteer trainings and activities.

#### **CODE OF CONDUCT**

Upon receiving a 4-H Volunteer Appointment Card signed by the County Director, all 4-H Volunteers shall act in ways that promote positive youth development and are not in conflict with its policies and procedures. The following are prohibited when acting on behalf of the 4-H program:

1. Possession or use of alcohol, tobacco, and/or illegal drugs (or be under the influence thereof) when involved in a 4-H event or activity.
2. Use of abusive, obscene, and discriminatory language at any 4-H activity or event.
3. Direct personal attack or harassment (visual, verbal, or physical) on another person.
4. Behavior that is illegal, unsafe, or contrary to the highest standards of ethics.
5. Be the subject of a criminal investigation or prosecution for a misdemeanor or felony offense.

#### **RESPONSIBILITIES**

1. Participate in and support, when practicable, local Volunteer Management Organizations and/or Leaders' Councils.
2. Recognize the responsibilities of the 4-H Youth Development Program Staff in setting program standards, priorities, and direction.
3. Be committed to the core values, educational goals, and standards of the 4-H Youth Development Program as established at various organizational levels.
4. Respect and safeguard the individual rights, competencies, safety, and property of program participants.
5. Prohibit discrimination of any policies, procedures, or practices on the basis of race, color, national origin, religion, sex, gender identity, pregnancy, physical or mental disability, medical condition (cancer-related or genetic characteristics), ancestry, marital status, age, sexual orientation, citizenship, or status as a covered veteran.
6. When transporting 4-H members or 4-H Volunteers, possess a valid driver's license, carry proof of automobile liability insurance, and ensure all passengers use seat belts.
7. Provide receipts for any money collected in the name of 4-H.
8. Adhere to and help enforce the program policies and procedures referred to in the 4-H Policy Handbook.

#### **RIGHTS**

1. To be respected by program administrators and staff for the contribution 4-H Volunteers make to the program.
2. To have access to current program materials, training, and curriculum to support program delivery.
3. To actively participate in communications and meetings concerning the administration and delivery of the program.
4. To be informed of any administrative action that could result in disciplinary actions or expulsion from the program.
5. To make written complaints concerning Cooperative Extension programs, policies, or personnel as described in the 4-H Policy Handbook, Section 313.
6. To be immune from liability when reporting suspected child abuse, unless it can be proven that a false report was filed and the 4-H Volunteer knew it was false.

#### **PENALTIES FOR INFRACTIONS**

Infractions of the Code of Conduct or the 4-H Volunteer Responsibilities and Rights must be reported by anyone observing them to the 4-H Youth Development Staff and/or Cooperative Extension County Director. Penalties include:

1. Discussion of inappropriate actions with the 4-H Volunteer, and clarification of policy when appropriate.
2. Releasing the adult to the appropriate law enforcement agency, if appropriate.
3. Written notice of termination of 4-H Volunteer status, and removal from the 4-H Youth Development Program.
4. Volunteer status suspension while charges are under investigation.

By my signature on the 4-H New Adult Volunteer Application Form, I acknowledge receipt of this document and acknowledge that I have read and agree to abide by the guidelines in this document. I understand that my appointment as a 4-H Volunteer is contingent upon my agreement to this document. Failure to comply with these guidelines may result in termination as a 4-H Volunteer.

# 4-H FASHION REVUE



**FASHION  
FOR  
ALL  
OCCASIONS**

**4-H Fashion Revue**  
**Chairperson: Ronda Lindahl (559) 798-0531**

**Rules for the Tulare County 4-H Fashion Revue**

- The Fashion Revue for public viewing is scheduled at 3:00 p.m., April 14, 2012. Time may vary due to entry numbers.
- Participants must be enrolled in Clothing & Textiles or Beginning 4-H. 4-H'ers must also be 9 years old or in the 4<sup>th</sup> grade as of December 31, 2011 or older. Except: the **Mini Member category**. Mini members may participate in one of the six categories listed below, participate in the Fashion Show, and should follow the general rules of this event. Mini members will participate in an informal gathering with committee members to discuss clothing, sewing and practice modeling for the fashion show. Mini members should be wearing their garments for the gathering with the committee. **Mini members are required to turn in a commentary card for the fashion show.** Mini members will receive a certificate with participation ribbon.
- Each participant must submit all applicable entry forms and commentary card to his/her project leader. Leaders must sign the entry form and send it along with the commentary card to: 4-H Fashion Revue, 4437 S. Laspina St., Ste. B, Tulare, CA 93274. Entries must be received or postmarked by **March 28, 2012. No faxed, phone called or late entries or commentary cards will be accepted!**
- For traditional, recycled, wearable/embellished or needle arts garments entered for judging must have been made or remade (depending on the category) by the participant. These may not be considered accessories. Other garments necessary to complete the ensemble can be purchased, but this *must be stated plainly on the entry form*.
- Participants entering the Recycled or Consumer Science - Purchased categories must complete their supplemental form and bring *with them the day of Fashion Revue*.
- Participants will compete by grade and category: 4th grade; 5th grade; 6th grade; 7th grade; 8th grade; Seniors (9th grade & above).
- Registration will begin **at 11 a.m.** Bring your Fashion Revue outfit on hangers, unless you entered your outfit in indoor exhibit. If so, you can pick your outfit up during check-in. Changing rooms will be available. **Judging will begin at Noon sharp!** Fashion Revue outfits will be hung in judging rooms during the lunch break. Participants will be allowed to practice modeling on stage during the lunch break.
- The judges may evaluate the garment construction of the finalists at their discretion. **Be prepared with a 30-second oral presentation (no note cards) about your outfit/garment or sewing project.**
- County 4-H Incentives & Recognition Program - Fashion Revue
- Awards are given at the *discretion of the judges*. Each entrant will receive a Certificate of Participation with gold, blue, red or white seal.
- Top awards in each category are: Junior (9-11 years old), Intermediate (12-13) and Senior (14 & up).

<b>Junior Division</b>	Grand Champion - receives medal and gold seal Reserve Grand Champion - receives medal and gold seal Champion - receives medal and gold seal 2 Honorable Mentions - receives rosette ribbon and gold seal
<b>Intermediate Division</b>	Grand Champion - receives medal and gold seal Reserve Grand Champion - receives medal and gold seal Champion - receives medal and gold seal 2 Honorable Mentions - receives rosette ribbon and gold seal
<b>Senior Division</b>	Grand Champion - receives medal and gold seal Reserve Grand Champion - receives medal and gold seal 3 Champions - receives medal and gold seal

- **Two Community Service Projects for 2012. 4H members can enter these projects in the Indoor exhibit for Clothing and Textile category.**

1. Quilts for Wounded Warriors Quilts for Wounded Warriors

American service personnel are still in harm's way, so we will continue this service project for 2012. Size of the finished quilt is 45" x 81" to fit litters, gurneys and hospital beds. If making squares, please make them 12 ½ x 12 ½". Red, white, and blue fabric is preferred. These quilts are given to the injured while they are in the hospital and are taken home with them upon their release. The quilts become part of the healing process. They give comfort and the awareness that people care. Bring completed quilts to SFR on May 26 or contact Courtney for options at [teacher2@yahoo.com](mailto:teacher2@yahoo.com)

2. Million Pillowcase Project Million Pillowcase Project

Sewing instructions for French (enclosed) seams go to <http://www.allpeoplequilt.com/millionpillowcases/instructions/RollItUp.pdf>

Sewing instructions for zig zag finished seams, go to

<http://utah4h.org/files/uploads/Resource%20Materials/Consumer%20and%20Family%20Sciences/Designer%20Pillowcase%20Update%202008.pdf>

SFR Brochure 2012 2-sided brochure to print about SFR categories & service projects  
Print it for yourself, your club members and friends who might like to participate!

- **Fashion Review Categories: Categories: Participants may enter only one Category of 1 – 4 and 5, the Makes Cents Challenge, and 6, the “Bag up Fashion” tote bag Challenge if desired.**

The outfit must be created under the supervision of the member's 4-H leader during the 2011-2012 program year. The outfit must also be coordinated and modeled by the 4-H member participant. Outfits are subject to review for modesty and appropriate attire. Formal wear may be strapless or have spaghetti straps. Backless dresses, excessive visible cleavage, visible undergarments, lingerie or swimsuits are not permitted. If you have questions, contact the committee before the entry is submitted.

## 1. TRADITIONAL

- To showcase the member's sewing skills and their ability to coordinate an outfit.
  - Garment(s) sewn by the 4-H member.
  - As skill levels range from beginning to advanced, entries in the Traditional category will also vary. The entry might be a one-piece dress or it might be three coordinated pieces. A beginning member might even sew one garment and purchase another, for example a sewn jumper worn with a purchased blouse. If this member were awarded junior county winner, then this member would be eligible for State Fashion Revue (SFR) in the Traditional category. The entry form would state which garment(s) are sewn.
  - A sewn costume would be considered Traditional category.
  - There is no separate category for wool or cotton. If the outfit is sewn from yardage, regardless of fabric content, it is Traditional.
- Additional entry requirements for Traditional are:
- The one-page Traditional supplemental form.
  - A photocopy of the pattern envelope front(s) if a pattern was used.
  - A 2" x 3" swatch of each fashion fabric used, followed by lining and interfacing. Identify how each fabric was used.
  - A color photograph of the member wearing the outfit.
  - The commentary.

## 2. CONSUMER SCIENCE – PURCHASED

- The member demonstrates positive consumer skills such as decision making in purchasing and coordinating an outfit. The focus of Consumer Science – Purchased is on value rather than cost. Careful use of comparison-shopping should result in value surpassing cost.
- A second focus is on versatility. How will you incorporate the new purchases into your existing wardrobe? Will you be able to wear the new garments and accessories for more than one occasion? Even an outfit

purchased for a specific reason such as graduation can have other uses, especially if you substitute different shoes, add a jacket, shorten the dress, etc. A useful preliminary for this category is the wardrobe inventory.

- The maximum expenditure limit is \$100 for all divisions. The limit cannot be exceeded and must be documented with receipts. Cost significantly below the \$100 limit is possible and less cost may even result in higher value.
- Value and cost are recorded on the supplemental form. Everything visible must be included in the purchased list including jewelry, shoes and socks, hair bow, etc. Undergarments which are not visible are not included. Receipts are required for everything listed unless a gift or prior purchase.
- A gift or prior purchase must have an estimated value and estimated cost listed.
- Cost of accessories handmade by the member is based on cost of materials. Estimated value should also be listed.
- Receipts should be organized and photocopied onto a separate sheet. **Please, no original receipts or little slips which can easily be lost.**

Additional entry requirements for Purchased are:

- The one-page Consumer Science – Purchased supplemental form.
- Copies of receipts.
- A color photograph of the member wearing the outfit entered.
- 1-3 additional photographs of the member wearing parts of the outfit with other pre-existing wardrobe pieces to illustrate the versatility of the purchased pieces. If alterations or other purchases would be required, you can sketch or computer-generate them.
- The commentary.

### **3. RECYCLED – Note: This category is not eligible to continue on to the State 4H Field Day.**

- The member designs and sews a wearable garment from previously used materials. The completed garment is different from its original use.
- This category focuses on creativity as well as sewing skills.
- The original garment is not yardage like a bedspread or sheet, but an actual garment. It might even be two or more original garments. Additional fabric and trim may be added to complete the new garment.
- The new garment must show at least 50% change in construction. This means it cannot just be a t-shirt dress cut in half to make a tank top and elastic-waist skirt. It could be a pair of jeans made into a skirt and handbag with calico fabric and trim added. It could be a large dress made into a skirt to fit a smaller person with the dress collar cut down to fit onto a new blouse. It could be 2 old shirts re-made into shorts and a light jacket with trim from a man's tie. It could be an old prom dress made into a new blouse with dress pants cut down from a pair of men's slacks. Be creative!

Additional entry requirements for Recycled are:

- The one-page Recycled supplemental form.
- A 2" x 3" swatch of each fabric used. Identify how each was used.
- Before and after color photographs. The "before" photograph shows the original garment and the "after" photograph shows the member wearing the new garment.
- The commentary.

### **4. WEARABLE ART – EMBELLISHED**

- Decorate a garment(s) using arts and crafts techniques.
- The member may purchase or make a garment(s) and then using arts/crafts techniques, embellish to taste. The main entry must be an embellished garment (coat, dress, pants, shirt, etc.). Embellished accessories like shoes or a hat may complete the outfit.
- This category focuses on creative techniques and workmanship as well as fit and coordination of the outfit. The objective is to provide the member a chance to sample and experiment with a variety of textile crafts. Youth are encouraged to develop creativity, individualism and imagination in designing one-of-a-kind garments and accessories.

Additional entry requirements for Wearable Art-Embellished are:

- The one-page Wearable Art – Embellished supplemental form.
- Front and back color photos of the original garment.

- Front and back color photos showing the member wearing the completed embellished garment(s).
- The commentary.


## 5. MAKE FASHION ~~ENTS~~ CHALLENGE

### The rules:

The spending limit is \$19.00 for a complete outfit. This may include a jacket or vest and should give a coordinated total look. Shoes are not included in the \$19.00 but anything else that shows is, including jewelry and accessories. Sales tax does not count. Receipts are required, although they can be handwritten from garage sales. Sources may include garage sales, consignment stores, thrift stores, Goodwill, Salvation Army, etc.

## 6. "BAG UP FASHION" TOTE BAG CHALLENGE

What will you use your tote bag for? Books, games, tools, craft supplies, lunch, pajamas, your laptop, or shopping? Sew a tote bag from Simplicity pattern #7161, view A only. Keep it the same size; the padding is optional. Be creative with embellishments! Judging is based on the tote bag and the overall appearance of the coordinating outfit.



## Writing Fashion Commentary

4-H Fashion Revue commentaries present the 4-H'er and his/her project to the audience. The narration should introduce the 4-H'er, describe special features of the garment, and highlight interesting information about the project. The following are guidelines to help 4-H'ers write descriptions of their garments for Fashion Revue. Keep the narration under 100 words which will allow the member to come on stage, make one or two turns, and then exit. Keep in mind that the Fashion Revue committee reserves the right to re-write or revise narrations.

### **The purpose of the 4-H Fashion Revue activity is to:**

1. Build self-confidence and poise.
2. Develop skills in planning, selecting, and making clothing for different occasions.
3. Select appropriate accessories.
4. Develop good posture, grooming, and punctuality habits.
5. Complete applications clearly and submit them on time.
6. Acquire knowledge and skills in planning, presenting, and participating in fashion revues.

### **The specific objectives of a narration are:**

1. To introduce the member and his/her project.
2. To focus on skills learned in the clothing and textile project.
3. To express challenges, fashion trends, and cost savings.
4. To interest the audience in 4-H activities.
5. To display the garment attractively.

### **Before you begin:**

1. Analyze the garment. What is special about it? Be sure to include color descriptions!
2. List major features you want to describe, along with a few comments that relate to the garment and how it will be worn. Create an appealing mental picture with descriptive words.
3. Study mail order fashion catalogs, magazines, the pattern envelope, and advertisements to see how they describe similar features. This is especially useful for beginning projects such as skirts that don't have a lot of details.
4. Describe the garment by starting with the obvious, then, call the audience's attention to details such as accessories that relate directly to the garment.
5. Write. Get down all you want to say. Don't worry about the length -- yet.
6. Use alliteration (words beginning with the same sound, i.e. "flirty flounce" for ruffle).
7. Use action words as much as possible. (A belt circles the waistline, a flaring hem swings, etc.)
8. Tell the biggest problem you encountered in sewing the outfit, what new sewing technique you learned. Saying you put in the sleeve six times can encourage some of your audience who are less skilled to keep on trying.
9. If there are two parts to your outfit, such as a coat and dress, mention the outer layer first.

10. Edit. Polish your narration, cut out repetitious phrases or ideas. Keep sentences short and avoid tongue twisters. Aim for clear, concise phrases that create audience interest. Make it as bright, crisp, and informative as possible. The audience is there to learn about new fashion as well as to be entertained.
11. Read your narration aloud to a friend. Does your friend know what you are talking about? Practice modeling with your narration. Do you think of other things that you might say? Re-edit and re-read. Be sure to write in the third person.
12. Add one sentence that talks about you, the model! Be sure to include your name and county, or city, either at beginning or closer to the end of the narration.
13. Finally, **cut the narration to 100 words or less**. Hyphenated words count as two words.
14. Print your finished commentary on an 8 ½ x 11 piece of paper in 14 size font.
15. Complete your narration and personal data form, and all other forms required for your category and submit them by March 28, to the Cooperative Extension Office. **(Part of 4-H is learning to complete forms accurately and on time.)**

**Examples of Narrations: (Remember to include color of outfit!)**

Gleaming in her sequined skirt, Kathleen Mitchell is modeling a stylish denim look. It is hard to believe, but this cloth was once a lonely remnant just waiting to be snatched up! This remnant now has a multi-purpose. For example, it will be this year's Easter outfit, and then be worn as a casual around-the-town skirt. It has a light and airy feeling, with its slit in the back. Her biggest challenge was matching the sequins as she cut out the fabric. This 11-year old homeschooler loves Irish Dancing and sketching her fashion ideas. Kathleen is in her second year of sewing with the Pleasantville 4-H Club. She is enjoying every minute of it! (114 words. How would you get it to 100 words?)


Christina Williams will be warm and stylish in her new wool jacket and skirt. The black, 100% wool jacket is fully lined, with princess seams and a front, center zipper. She used a "New York Collection" Vogue pattern to sew her jacket and shortened it to fit her own personal style. The light blue, 100% Pendleton wool skirt is lined at the yoke and has an invisible zipper on the side. Christina designed the pleats herself, because she could not find a pattern that she liked. To put a finishing touch to the outfit, Christina designed and made her blue, Australian Crystal earrings. Christina has been in the Highland 4-H Club for 9 years and has been a Junior Leader for the sewing project for four years. Christina will enjoy wearing her new fashionable outfit.

(136 words. What would you eliminate to get this down to under 100 words?)

**Helpful Words for Writing a Commentary Card**

accent	accessorize	rare	elegant
design	unique	closure	special
festive	one of a kind	appeal	shimmering
coordinate	gleaming	flatter	adds to
embellish	outfit	enhance	stylish
compliment	modeling	fashionable	trendy
challenge	wear	stitch	modern
create	sparkly	highlight	casual
sew	chic	classic	unusual
construct	flounce	decorate	pastel

# Presentations



## RULES FOR COUNTY PRESENTATION DAY

1. **Participants may enter the following thirteen categories if qualified:** Complete descriptions are available in the 4-H Presentation Manual, online at: <http://www.ca4h.org/files/2193.pdf>

• Demonstration • Illustrated Talk • Scientific Demonstration • Scientific Illustrated Talk • Educational Display • Prepared Speech • Interpretive Reading • Share the Fun • Cultural Arts • Audio-visual Presentation • Problem Solving Presentations • Impromptu • Interviews • Dairy Food Science Skill-a-Thon Demonstration or Illustrated Talk • Dairy Food Science Skill-a-Thon Educational Display

2. **Members may not enter twice in the same category even if once as an individual and once as a member of a team.**

3. 4-H members in the 7<sup>th</sup> grade and up may participate in Impromptu Speech or Problem Solving, along with the other categories listed above. See Topic and Fact Sheet on Page 17-24.

4. Participants will compete by division and category: Junior (4<sup>th</sup> - 5<sup>th</sup> grades), Intermediate (6<sup>th</sup> - 8<sup>th</sup> grades), and Seniors (9<sup>th</sup> grade and above). A team may consist of members from different grade divisions (Mini, Junior, Intermediate, and Seniors). The team participates in the grade division of the oldest member of the group.

5. **Dairy Foods Science Skill-a-Thon:** For the County Presentation Day, if a 4-H member is entering his/her educational display, demonstration or illustrated talk for the Dairy Foods Science Skill-a-thon, the youth must indicate on the entry form that the presentation is for "Dairy Foods Science". The demonstration or illustrated talk follows the same guidelines as outlined in 4-H Presentation Day Manual. The Dairy Foods Science Skill-a-thon is open to all members enrolled in the Foods-Nutrition Project. The activity is sponsored by Land O'Lakes Foundation, Inc. Primary members are not eligible to participate. Participation is on an individual basis, this is not a group activity. Additional information regarding the Dairy Science Skill-a-thon can be found on page 32.

6. Mini Members, 5- 8 years old, will not be judged individually, in a team, or group presentation.

7. **No parental or leader involvement permitted.** Room monitors will assist presenters, if needed.

8. Firearms are not allowed to be used in presentations.

9. Members must take into consideration that using certain products or materials may have an adverse effect. A presenter must make safety a concern. Presenter may be asked to move his/her presentation out of doors to protect the facilities and audience.

10. Members bringing an animal for his/her presentation must contain it and clean up after it.

11. Members using live horses for his/her presentation must abide by State 4-H Horse Project Safety Requirements. Note: All participants in any 4-H equestrian activity, regardless of riding seat, shall wear a properly fitted equestrian helmet which meets ASTM/SEI approval, and secured chin harness properly fastened at all times when handling, mounted on an equine or in a vehicle being pulled by one or more equine. This includes showmanship and halter classes. (State 4-H Policy)

12. Awards are given at the discretion of the judges. Each entrant will receive a "Certificate of Participation" with a gold, blue, red or white seal. See page 29, for scoring key.

13. Protest Policy: The following was adopted at the April 21, 1997 Tulare County 4-H Leader Council. The judge's decisions on awards cannot be protested. Protests will be considered only if there has been a violation of State or local rules. All protests must be presented to the arbitration committee of it's respective Advisory Board in writing within 24 hours or the next business day of the alleged violation, i.e. the project is presented at the event, and must be accompanied by a \$50 deposit (cash, money order, or certified check), which will be returned if the protest is determined valid. Protests and appropriate action are decided by the arbitration committee of each respective 4-H Advisory Board. If protests cannot be resolved with the above-mentioned advisory boards' arbitration committee, the Tulare County 4-H Leader Council's Executive Board may intervene.

## **PRESENTATION DAY GUIDELINES AND TIPS**

1. It is suggested members wear the 4-H uniform, but, it is not required. Participants should be neatly and appropriately dressed for the presentation. **The only categories where costumes and/or props are allowed are Share the Fun and Cultural Arts. This does not refer to the things needed in a demonstration.**

2. **The participant is responsible for supplying and setting up all equipment for the presentation.** Room Monitors can assist the participant during set up and take down. If the participant cannot set up the equipment necessary for the presentation without adult assistance, judges may infer that the participant did not prepare the visual portion of the presentation. **The participant may not receive assistance during the presentation, except in the case of unexpected mishaps; the Room Monitor may offer assistance.**

3. If the showing by action is clear, a poster IS NOT NECESSARY. The use of any type of visual is acceptable (films, slides, models, live exhibits, etc.). Posters should be simple, eye catching, and large enough to read from the back of a classroom.

### Check your visual before you use it.

- ✓ **Visibility** Is it easy to see and read from where participants sit?
- ✓ **Simple** Is the message easy to understand?
- ✓ **Interest** Does it attract and hold attention or is it cluttered with too many words or pictures?
- ✓ **Useful** Are the lettering, words, pictures, etc. suitable for the subject and audience?
- ✓ **Structure** Are the ideas grouped in sequential order?
- ✓ **Information** Is it factual?

4. Product labels and trade names should be covered. Generic names should be used when possible to avoid promoting a particular brand.
5. Samples should not be given to the judges.
6. Teams should split talking and demonstrating evenly between members.
7. It is acceptable, but not necessary, for the 4-H'er to itemize topics in his/her introduction or summary.
8. Using notes is acceptable, but members will not receive an "excellent" rating for knowledge of subject.
9. The purpose of the judges asking questions at the end of a presentation or speech is to determine the member's ability to handle the unexpected. The wrong or right answer is not as important as the member's poise. **Audience questions are not allowed.**
10. No subject is too advanced or too simple if handled well. **Members may present any topic whether enrolled in the project or not.** A catchy, attention-grabbing title is helpful.
11. There is no time limit for presentations. Beginners usually give presentations lasting 2 to 5 minutes, with more experienced members from 5 to 8 minutes.
12. Smile, hold your head up, and speak as clearly as possible. "Speak louder" and "speak slower" are common comments from judges.
13. Make sure the audience can see what you are doing. Provide for disposal of trash if necessary during the presentation.
14. Judges will critique/discuss presentations and speeches immediately following the judging and judges' conference in each room.

### **IMPROMPTU CATEGORIES**

The speaker will randomly draw a piece of paper with a question on it related to one of the topics below. The speaker is expected to have completed basic research on these topics. The speaker is allowed one 5" x 7" note card (single sided) to collect the results of the research on each topic.

#### **Intermediate Topics**

- Cell Phones
- Fast Food
- Internet Safety
- Walking to School

#### **Senior Topics**

- Distracted Driving
- Intramural Sports
- Physical Education Requirements

**Junior-level members are not eligible to participate in the Impromptu Category.**

## 4-H Presentation Day Problem-Solving Category Fact Set

### Intermediate Level

#### “Cell Phone Ban”

In 2004, less than half of American youth owned a cell phone; today, the number has increased to over two thirds of the youth population, or about 50 million people. The average youth age 11–14 spends almost two hours a day talking or texting on their cell phone, according to the Los Angeles Times.

School officials argue that much of that time occurs during school hours. Cell phones have caused a growing problem in schools, with some students taking pictures of exams, texting during school hours, or taking pictures in the locker room. Inappropriate behavior has led educators to take action.

In the state of New York, a law was created to ban all students from bringing cell phones to school. Parents are suing in order to give their students the right to carry cell phones again. In California, a school principal from Benicia attempted to institute a policy of long-term confiscation of cell phones, only to be met with extreme resistance from students and parents alike.

Supporters of banning cell phones argue that the devices are a disruption of class time, with many students texting under desks instead of focusing on class work. Misuse of cell phones in classrooms disturbs the discipline and learning environment within the classroom for all students, not just those using the devices. Furthermore, cell phones have been a growing problem in regards to cheating on tests. Bullying in schools has increased because of personal attacks facilitated by texting and picture messaging.

Critics of the ban on cell phones argue that it is a safety issue. While they do not argue that cell phone use should be allowed in classrooms, they believe students should be allowed to bring their cell phones to campus. Many incidents happen before and after school time where students need to communicate with parents or guardians about emergencies, rides or other issues. Having the ability to call for help if an accident occurs, makes walking or taking public transportation safer.

**Select either Option A or B and develop a presentation that addresses the issues raised in each option and other issues you may determine. You may not mix the options. You will be judged on the effectiveness of your presentation and not the accuracy of your arguments.**

**Option A:** You are a supporter of a ban on cell phones in schools. You will need to convince your school board of the following matters:

1. Cell phones are distracting to students and make it difficult to learn.
2. School officials have an obligation to create a safe, educational environment within schools.
3. Banning cell phones can make students safer by reducing cheating and bullying.

**Option B:** You are a critic of this rule and think that cell phones should not be banned in school. You will need to convince your school board of the following matters:

1. Using a cell phone can be banned in classrooms without banning the possession of cell phones.
2. Cell phones are a safety measure for students who drive, walk, or take public transportation to or from school grounds. Outlawing cell phones will negatively affect a student's safety.
3. Banning cell phones interferes with the relationship between a child and parent, and violates their right to raise their children as they wish.

#### “Fast Food Marketing”

Eating fast food can be bad for you; fast food is associated with higher fat intake and lower intake of vital nutrients. From books and films like *Super Size Me* and *Fast Food Nation*, the dangers of fast food have been widely publicized in popular culture. Despite this knowledge, every day over 25 million American children consume fast food.

Concerns about fast food:

- Only 15 of 3,039 different kid's meals meet nutrition needs – that's less than 0.5%!
- One fast food meal often contains 50% or more of the recommended daily sodium (salt) intake.
- Teens order more fast food than any other age group during non-meal (snack) times

Many fast food restaurants have a few healthy options, but they are not publicized and rarely offered to customers. At McDonald's, Burger King, and Wendy's, you are automatically given French fries instead of the healthy side options 84% of the time.

Despite promises by fast food companies to reduce ads marketed towards children, exposure has actually increased. Compared with 2007, in 2009, children saw more advertisements for McDonald's and Subway. An effective marketing tactic that is most commonly used in kid's advertising is offering toys in meals. Recently, a law was passed in San Francisco, California to make it illegal to give away free toys with unhealthy children's meals. If the meal is healthy – it has less than 600 calories and contains fruits and vegetables – the company can keep giving away the toys that draw so many children to their food.

Supporters of this ban point out that many children want to go to fast food restaurants just to receive the toys. Without that incentive, they may be less inclined to purchase the meals that are very unhealthy. This ban on toys is an effective way to promote healthy eating habits.

Critics of the ban on toys say it goes too far in telling these private companies what they can and cannot do. The mayor of San Francisco, Gavin Newsom, is against the law, saying it is trying to get the government to do a parent's job – looking out for the health of their kids. Furthermore, fast food companies argue that they are already following federal government meal standards by limiting their kid's meals to 600 calories and having healthier options on the menu.

More information can be found at: <http://www.childtrendsdatbank.org>

**Select either Option A or B and develop a presentation that addresses the issues raised in each option and other issues you may determine. You may not mix the options. You will be judged on the effectiveness of your presentation and not the accuracy of your arguments.**

**Option A:** You support the law banning toys in children's fast food meals. You will need to convince your city council to enact this law in your city based on the following arguments:

1. The marketing technique of offering toys in fast food meals draws children to the food; eliminating the toys will make them less appealing to kids. This is a vital step in reducing children's exposure to unhealthy fast food.
2. This ban does not violate the rights of the companies; as long as they provide a healthy meal, they can still market to children by using free toys.

**Option B:** You are against having this law in your city and do not want to ban toys in kid's fast food meals. You will need to persuade your city council based on the following reasons:

1. Fast food companies are already following the federal government's calorie guidelines, and are being punished because the federal laws are not strict enough.
2. It is a parent or guardian's job to monitor their children's health. The city should not try and take on that role through legislation.

### “Internet Safety – Social Networking Websites”

Social networking websites such as Facebook and MySpace have grown in popularity among young people. In a few short years, these websites have seen tremendous growth, partially due to the popularity of being able to create your own space and network with friends across the globe.

Many adults are now extremely concerned about the types of information young people place on their profile, accessible to anyone in the world. Information that users often put online include:

- Full name
- Pictures
- Hometown
- Interests
- School
- Favorite books and movies

Recently, there has been a growing movement to ban social networking sites in schools and public libraries. This attempts both to limit access to online predators and discourage young people from posting information about themselves on these sites. It has been met with mixed reviews.

Supporters of these regulations cite frequent hate-filled and violent text entries, inappropriate photographs, and posting of private information. At best, this is a nuisance and demonstrates improper behavior by the young person. At worst, a child predator looking at a page may have enough information to aid in the abduction of that young person. The Center for Missing and Exploited Children reported more than 2,600 incidents last year of adults using the Internet to entice children. Furthermore, these websites are a distraction in school settings and make computer time less productive during school hours.

Critics of the ban on social networking websites in schools and libraries say that it is a social website where people can meet, chat and entertain themselves. They say that people in general (but teenagers in particular) are looking for ways to entertain and express themselves. There is nothing dangerous in the actual website, only in the ways young people use it, and they will avoid any risk as long as they follow basic rules of common sense. Instead of banning it in schools, students should be taught basic internet safety skills before they are allowed to use the websites.

**Select either Option A or B and develop a presentation that addresses the issues raised in each option and other issues you may determine. You may not mix the options. You will be judged on the effectiveness of your presentation and not the accuracy of your arguments.**

**Option A:** You are a supporter of banning social networking websites in your school. You will need to convince your school board of the following matters:

1. Young people have enough opportunities to network in other settings.
2. These websites pose a danger to young people and should be banned in schools and libraries.
3. Computer time is limited for students during school hours, and allowing social networking sites encourages procrastination by providing distractions.

**Option B:** You are a critic of these regulations and think social networking websites should not be banned in schools and libraries. You will need to convince your school board of the following matters:

1. These websites are not dangerous in themselves, only in the ways people use them.
2. These websites serve a useful role in society by allowing young people to foster stronger relationships among peers.
3. Young people will gain access to these websites at places other than schools and libraries.
4. An alternative solution to promote responsible use of the internet is to require student participation in an activity or workshop to teach internet safety before being allowed to access these websites on campus.

### “Walking to School”

In 1969, 41% of students either walked or biked to school; today, less than 13% still do, according to the National Household Travel Survey. Many of the trips to school are less than a mile in distance, and can easily be made without a car. Biking, skating, and walking are all healthy alternatives to driving to school.

What are the benefits of walking to school?

- Less traffic on city streets, making streets safer
- Reduces air pollution and is better for the environment
- Health benefits of exercise: reduces stress, more active metabolism, expel excess energy before class

Walk to School campaigns are popping up throughout the country to encourage students to travel to school without a car. These local campaigns use publicity to encourage students to walk to school through incentives or prizes. Partnerships with school officials, local police, and parents make the events safe and successful.

Supporters of Walk to School campaigns urge that there is safety in numbers; involving the whole community in these campaigns increases the safety of walking to school. Another argument is that the mental and physical health benefits of walking to school are important to a child’s development. According to the Journal of Environmental Psychology, even short-term exposure to natural areas through brief walks has a positive effect on mood and reduces feelings of anger and anxiety.

Critics of these campaigns argue that allowing children to walk to school on their own exposes them to unnecessary risks of abduction or accidents. Giving prizes to the children who walk to school alienates those students who live too far away to participate in the campaign. They also argue that the campaigns will not have a long-term impact on students after the campaign is completed because they will only walk to school when they are rewarded.

**Select either Option A or B and develop a presentation that addresses the issues raised in each option and other issues you may determine. You may not mix the options. You will be judged on the effectiveness of your presentation and not the accuracy of your arguments.**

**Option A:** You support a Walk to School campaign and want to start one in your school. You will need to convince your school administration based on the following arguments:

1. Walking to school has many benefits, including the health of the environment and the physical and emotional well-being of the students.
2. Partnering with the school and local police makes the event safer and reduces risk.

**Option B:** You are against having a Walk to School campaign in your school. You will need to persuade your school administration based on the following reasons:

1. Regardless of safety measures put into place, allowing students to walk on their own exposes them to unnecessary risk.
2. Rewarding students for positive behaviors will encourage them to walk during the campaign, but it will not necessarily motivate them to walk on other days, too

## **4-H State Presentation Day Problem-Solving Category Fact Set**

### **Senior Level**

#### **“Distracted Driving”**

Teenaged drivers experience a disproportionate amount of the traffic accidents; teenagers represent 10% of the United States population but account for 12% of all fatal car accidents. In fact, motor vehicle accidents are the primary cause of death for U.S. teens. In California alone, nearly 20,000 teen drivers are injured or killed every year. In 2008, distracted driving was the cause of 16% of all fatal car accidents. Distracted driving occurs when the driver engages in any activity that removes their attention from the primary task of driving.

Common causes of distracted driving include:

- Using a cell phone. Studies show that using a cell phone delays the reaction time of the driver as much as having a .08 blood alcohol content.
- Riding with peers
- Reading while driving (such as a map, text message, or directions). One in three teenagers has reported texting while driving.
- Drowsiness, which increases the risk of accident by 4 times

In 2008, the state of California restricted cell phone use while driving. If under 18 years old, no driver is allowed to use a cell phone. If over 18, drivers may use hands-free devices to make phone calls. No driver is permitted to send text messages. Despite these laws, many drivers continue to be distracted drivers, especially with regard to cell phone usage. The consequences for breaking this law are a monetary fine of \$50, with processing fees that can add over \$100 to the price of the ticket.

Proponents of the cell phone ban argue that banning cell phones is an effective means of reducing distracted driving, given the data which shows that cell phones can be as dangerous as driving under the influence of alcohol. If the law prohibits driving under the influence, it should also protect against activities just as dangerous.

Critics of this legislation argue that laws already exist prohibiting distracted driving, and that police should be focusing on many distractions – including eating, putting on makeup, or smoking a cigarette – and not just cell phone use. They also argue that because vehicles are private property, the government is over-stepping its authority in creating these regulations.

**Select either Option A or B and develop a presentation that addresses the issues raised in each option and other issues you may determine. You may not mix the options. You will be judged on the effectiveness of your presentation and not the accuracy of your arguments.**

**Option A:** You are a supporter of the cell phone ban as a means to reduce distracted driving. You will need to convince the California state legislature to continue and/or strengthen this law based on the following arguments:

1. Due to the number of teens involved in fatal traffic conditions, the law is necessary to protect drivers.
2. Cell phones are the primary distraction facing teenage drivers.
3. The inherent danger of driving with cell phones makes it a TC 4H Field Day law.

**Option B:** You are against the cell phone ban. You will need to convince the state legislature to repeal these regulations based on the following reasons:

1. Distracted driving laws already exist that are rarely enforced by police officers.
2. The cell phone ban is ineffective based on the number of drivers who continue to use them.
3. The government is overstepping its boundaries by dictating what a driver can do in the privacy of their own vehicle.

### “Intramural Sports Leagues”

Since the 1970s, the percentage of overweight children has more than doubled, with over 16 percent of American adolescents considered obese. Two out of every three American adults are overweight. Overweight and obese people are at a higher risk of heart attack, heart disease, high blood pressure and diabetes.

Obesity is influenced by many factors: genetic predisposition, and behavioral and environmental factors such as unhealthy food choices and low physical activity. In a survey, nearly one in four teenagers reported doing no recent physical activity. Increasing adolescents' activity level at a young age will encourage life-long healthy exercise habits.

Currently, the majority of high schools in California have a competitive sports league for different sports, including football, softball, baseball, soccer and more. These competitive leagues often require special equipment, field maintenance, customized jerseys and expensive travel. Therefore, they can be cost prohibitive for some schools to maintain and for some students to join. Disposing of the current competitive sports system and putting in place intramural sports leagues would open up the sporting experience to many more students and encourage physical activity.

Intramural sports leagues are recreational leagues made up of small teams from within a school who compete against other teams from the same school. These informal leagues have a smaller budgetary requirement by eliminating the need for travel and new uniforms.

Proponents of removing the competitive sports leagues from high schools argue that in times of budget deficits it can reduce the costs facing schools. Furthermore, establishing an intramural sports league, in which all students are able to play, creates an equal-opportunity system for all students to participate. This will encourage physical activity and healthy habits for teens, regardless of skill level.

Critics of this solution argue that all students are invited to try out for competitive leagues, and those that do not try out will not take advantage of an intramural sports program. Competition creates a positive incentive for students to play harder and practice more, and disestablishing the competitive sports teams would actually discourage intense physical activity in schools.

**Select either Option A or B and develop a presentation that addresses the issues raised in each option and other issues you may determine. You may not mix the options. You will be judged on the effectiveness of your presentation and not the accuracy of your arguments.**

**Option A:** You are a supporter of removing competitive sports leagues as a means to increase physical activity. You will need to convince the local school board based on the following arguments:

1. Competitive sports leagues funnel too much money into programs that only affect a few select students. Removing the system will spread the money out to other programs.
2. Establishing an intramural sports league would give equal opportunity for all students to exercise and enjoy healthy sports activities.

**Option B:** You are against dismantling the competitive sports leagues in high schools. You will need to convince the local school board to keep the current system based on the following reasons:

1. All students have equal opportunity to try out for competitive leagues, even if they do not make the team. Those who do not try out will most likely not participate in the intramural system.
2. Competition is a positive motivator for athletes to practice harder, and removing competition will result in a decrease in the intensity of physical activity.

### “Physical Education Requirements”

Since the 1970s, the percentage of overweight children has more than doubled, with over 16% of American adolescents considered obese. Two out of every three American adults are overweight. Overweight and obese people are at a higher risk of heart attack, heart disease, high blood pressure, and diabetes.

Obesity is influenced by many factors: genetic predisposition, and behavioral and environmental factors such as unhealthy food choices and low physical activity. In a survey, nearly one in four teenagers reported doing no recent physical activity.

Obesity affects personal health as well as the health of the state’s workforce. According to the California Department of Health Services, inactivity and obesity cost California an estimated \$13 billion per year in medical costs and \$28 billion in medical care, workers’ compensation and lost productivity.

Currently, the state of California requires mandatory physical education (P.E.) classes for the first two years of high school. A solution to the growing problem of obesity is to require high school students to attend physical education classes for all four years of high school, thereby increasing the opportunity for physical activity on a daily basis.

Proponents of mandating that students take four years of physical education classes argue that the health benefits of added physical activity far outweigh any negative issues. Daily exercise increases one’s overall physical health, as well as improving mental health through the release of endorphins.

Critics of this solution argue that there is not enough class time to fit in two more years of daily P.E. classes. Furthermore, many students take advantage of having extra class periods when not taking physical education classes to expand their knowledge to different subject areas. Finally, critics argue that we currently have P.E. classes for kindergarten through tenth grade, and the obesity levels are still high. Instead of adding two more years of ineffective physical education classes, the P.E. system should be reformed.

**Select either Option A or B and develop a presentation that addresses the issues raised in each option and other issues you may determine. You may not mix the options. You will be judged on the effectiveness of your presentation and not the accuracy of your arguments.**

**Option A:** You support requiring four years of mandatory physical education classes as a means to reduce inactivity. You will need to convince your local school board based on the following arguments:

1. Requiring two extra years of physical education classes will address the problem of childhood obesity by increasing students’ physical activity.
2. Daily exercise addresses mental and physical health problems facing today’s students.
3. Physical education classes already exist, and therefore no new curriculum needs to be developed and no new staff needs to be hired. Therefore, mandating two additional years is a cost-effective way to increase students’ level of physical activity.

**Option B:** You are against requiring four years of physical education classes. You will need to convince the local school board to keep requirements as they are based on the following reasons:

1. There is not enough time for high school students to complete their current graduation requirements and the two additional years of physical education classes.
2. Increasing the amount of required P.E. classes would negatively impact students by decreasing their opportunities to participate in alternative classes such as art, music, or Advanced Placement classes.
3. Currently, the physical education system is not helping reduce childhood obesity. The system needs to be reformed or a new method of teaching healthy life skills should be developed, such as nutrition classes.
4. Many students are involved in extracurricular physical activities (sports, recreation, dance) and should not be required to take even more unnecessary classes.

## Interview Competition

### The Process

In this interview process, the volunteer is applying for a non-paying job with the local 4-H Youth Development Program (YDP) as a 4-H YDP Event/Activity Volunteer. The volunteer is interested in getting some job experience but is willing to do so without pay. They will be able to write this experience down on their job resume or next job application.

The volunteer needs to be able to identify the skills that show their experience that makes them a good applicant for the stated job. An application is filled out describing various skills the volunteer has to offer. The interviewer will ask questions to identify additional skills that will be helpful for the position as a 4-H YDP Event/Activity Volunteer.

### What is a volunteer?

Most non-profit organizations rely on volunteers because the organizations do not have funds to pay for the help they need. For a volunteer to provide help, the organization needs to know what skills the person has and then identifies what work matches the abilities of the volunteer. This matching of the volunteer's skills with the needs of the organization occurs through the interview process.

### What skills does the volunteer bring?

The volunteer identifies their skills on their application and resume then again in the interview. Examples of skills that the 4-H Program might need are:

- Construction related such as building a bookshelf, painting, or hanging shelves, learned from working with Grandpa or in the woodworking project.
- Computer assistance such as preparing a PowerPoint presentation, typing up meeting notes, doing research on the internet, all skills learned from school or in the computer project.
- Experience and ability to work with kids is a skill that you might have learned through being a Junior Leader in a 4-H Project, being a Committee Chair at your club, babysitting jobs, assisting younger kids at their church or in Girl Scouts, camps or at school helping younger buddies learning to read.
- The ability to keep good records of costs and income might come from the day-to-day care provided to your project animal.
- Public Speaking and the ability to stand in front of others can relate to presentations you have given through the 4-H Program, school, holding an Office and even showing an animal.
- Community Service activities that you have participated in, skills you have learned from doing canned food and clothing drives, planting trees and park clean ups.
- Club fundraisers can also be added as skills acquired. Food booth worker, taking and handling money, sales of tickets and just the organization of each activity is much the same as what the 4-H Program as a whole entails.

### So, what is required and what is optional for the interview competition?

- Required – Completed Application
- Required - Resume or 4-H Record Book
- Optional – Letters of recommendation
- Required - Bring your application, resume and letters of recommendation to the interview on County Presentation Day.
- This activity may or may not be available at the sectional or state presentation day.
- Medals will be awarded in this activity. If the interview competition is offered at the sectional or state presentation day events, you do not have to medal at the county event to participate.

## 4-H Youth Development Program Event/Activity Volunteer Job Description

### General Description

The 4-H Youth Development Program Event/Activity Volunteer:

- Advises and assists 4-H members and leaders in planning events and activities.
- Identifies resources available to help members plan activities.

### Qualifications

The 4-H Youth Development Program Event/Activity Volunteer should have the following characteristics:

- An interest in helping the group.
- The ability to communicate with diverse groups of youth and adults.
- Organizational abilities.
- Commitment to 4-H Youth Development Program (YDP) program mission and core values.

### Duties

A 4-H YDP Event/Activity Volunteer is part of the leadership team. It is important that all parts of the team work together to develop a smooth running event or activity. A 4-H YDP Event /Activity Volunteer will:

- Involve members and parents/guardians in planning and conducting the activity. This may be done with one or more clubs and or with a committee.
- Help members and parents/guardians make necessary arrangements for meeting location, program materials, equipment, etc.
- Provide guidance and direction to members, leaders or committee members helping with the activity or event.
- Help members plan tours and other activities that will supplement the activity or event.
- Assist with and provide support for county and area activities and events.
- Assist in identifying, locating, and obtaining community resources.
- Attend volunteer training meetings related to the activity or event while you work and plan.
- Support University of California 4-H YDP mission and core values.
- Adhere to University of California policies.

### Types of 4-H Events and Activities

- Help in organizing club, county or regional activities such as: Favorite Foods Day, Fashion Review, Presentation Day, Livestock Judging Day or Tulare County 4-H Field Day activities.
- Community Service Activities such as: Canned Food Drive, Clothing Drives, Arbor Day Tree Planting, Community Clean up Days, Relay for Life teams, Beautification projects, etc.
- Fundraising activities such as: food booths or entertainment venue.
- Field Trips.
- Outreach activities such as: Informational Booth regarding the 4-H program at county TC 4H Field Days, community events, presentations at clubs and other organizations meetings or activities.

### Relationships

The YPD Event/Activity Volunteer accomplishes his/her duties by working with the following:

- Members enrolled in clubs.
- Parents/guardians of members enrolled in clubs.
- Experienced junior/teen leaders.
- Resource persons from the community.
- The leadership team of the County Volunteer Management Organization.
- The county 4-H YDP staff and/or county project volunteers.

## Resources Available

The 4-H YDP Event/Activity Volunteer will receive:

- Support and assistance from parents/guardians of unit members and from the unit leadership team.
- County or area unit training sessions.
- Members' manuals, leaders' guides and other printed and audiovisual materials from Cooperative Extension and other sources.

## Rewards

The 4-H YDP Event/Activity Volunteer may experience the:

- Satisfaction of significant contribution to growth of members.
- Respect and friendships of members, officers, and junior/teen leaders.
- Respect and gratitude of parents/guardians and community.
- Recognition of accomplishments by Club and county.
- Opportunity for continued personal growth.
- Opportunity for increasingly responsible leadership roles.

## Length of Commitment

- Short term (event or activity completed).

Below are examples of a few interview questions & how to formulate your answers.

Tough questions are those kinds of questions that make you sick to your stomach when it comes time to develop your answer. We all have had these moments before. Fear sets in, and the interview is over. The following are some of the toughest interview questions and strategies on how to best answer them. Here's a hint: Answer the questions with specific examples that will provide clear evidence to help back up what you are saying about yourself.

1. Tell me about yourself.  
Take the time to gather your thoughts on your background in the 4-H program, community and school. Think about what you have done to prepare yourself for volunteering, and use that for your answer base.
2. Why should you be selected as a 4-H volunteer?  
Stress to the employer that you are the best person for the job. Provide details and examples that will show what additional qualities or attributes you would bring to the job in comparison to other applicants.
3. What do you see yourself doing five years from now?  
Talk about the direction you'd like to take in the 4-H program, your education etc. How is this going to benefit you and the 4-H Youth Development Program as a 4-H Event/Activity Volunteer for which you are interviewing?
4. How has your time in 4-H, your education and other experiences prepared you for this job?  
Discuss the projects, committees, classes you have taken and what you have done beyond that to enhance your learning. Talk in great detail about any special projects, activities or classes you participated in that you think will be of particular interest.
5. Are you a team player?  
If yes, cite examples of how you have worked on teams. Use examples both inside and outside of the 4-H program.
6. What major problem have you had to deal with recently and how did you handle it?  
Again, provide examples of situations you were in and how you dealt with them. State how you believe the conflict developed. Then, explain how you resolved it. If you think, in retrospect, there may have been a better way to deal with the conflict, explain that as well.
7. What is your greatest weakness?  
Think of a "positive" weakness and work with it. Again, state what the weakness is and what you have done to correct it. Use an example if possible.
8. If I were to ask your 4-H Leaders to describe you, what would they say?  
Before you go into an interview, ask professors to prepare letters of recommendation. Take a look at what they had to say, and paraphrase it in the interview. Bring those letters along, and show the interviewers. They will be impressed.

9. What qualities do you think it takes to be a successful Volunteer?  
Think of a person you have worked with that you admire for his or her leadership qualities. Talk about those qualities, again using a personal example.
10. What do you know about the 4-H Program? Think and talk about your club, your projects, county events. Talk about the services performed by you, your parents, leaders and the county as a whole. Think about the County office staff and their jobs and relationship to the clubs.
11. What do you think it takes to be successful as a volunteer? Think and talk about the volunteers that you have known and what makes them successful. What skills and abilities they use to keep organized, communicate, make the clubs and projects run smooth.
12. What do you think, to date, has been your greatest contribution to the 4-H Program? Think about your community service activities, your junior or teen leadership activities and talk about what you did what affect it has had on your growth and the persons you have helped.

### Interview Techniques

#### Before an interview

The time before you actually do an interview is crucial to your performance during the interview. Before the interview, consider what you want to communicate and how you are going to communicate it. Areas I recommend you focus on include your personal qualities, skills, and special knowledge and interests that relate to the 4-H Program with which you are interviewing. Four main areas you should concentrate on before entering the interview itself are research, getting to know yourself, preparing yourself, and practicing. Going into an interview knowing important details will impress the interviewer(s), as well as give you more time to focus on your qualifications and discuss the specifics of the job.

1. Know the Organization- Some of the information you will want to know includes: How the 4-H program works and who are the people involved in the 4-H program. Look for information on issues, trends or problems in the 4-H Program. Finally, when you feel your research is complete, prepare a list of questions for the interviewer regarding the 4-H Program and the job of a Volunteer.

2. Know yourself - Although it may sound silly, it is essential that you really get to know yourself before you go into an interview. It will be very difficult to present yourself to another person if you don't know whom you really are and what you have to offer. Before the interview:

- Analyze your strengths and weaknesses. Know what you do and do not want to say during the interview.
- Evaluate your problem areas. Be ready to offer a strong argument for these if necessary. Do not volunteer negative information about yourself!

3. Prepare yourself - Once the hard work is done, it is time to prepare for the interview. This is a matter of paying attention to detail and should include the following.

- Know the name, role and responsibility of each individual in the 4-H program.
- Be prepared to arrive early and stay as long as it takes.
- Dress professionally. Project an image of confidence and success.
- Bring copies of your résumé. This can be your 4-H record book or an actual resume including a list of references, along with the list of questions you want to ask and pen and paper for notes.

4. Practice, practice, practice! - As the old saying goes, practice makes perfect. This holds true in interviewing. Before an interview, practice! Do mock interviews with friends or relatives. Have them critique you and give you feedback on what you could do to improve. Although this may seem weird at first, it will make the actual interview process a little less awkward.

#### During the Interview

The time has come, and you are sitting in the room with the interviewers. What do you do? Where do you start? Go back to the time before the interview when you determined how you want to communicate what you have to offer. During the interview, you must get these points across. How you communicate your personal attributes and background information is shown by your attitude, nonverbal behaviors and verbal responses. Your first goal during the interview is to build rapport with the interviewer. Building rapport involves your attitude as well as your verbal and nonverbal responses. In order to build a strong rapport with the interviewer, remember the following points.

- Keep an open mind and attitude to the interviewer's style.
- Think positively.
- Pay special attention to your nonverbal behaviors, including your dress and posture, eye contact, handshake, voice level, and gestures. (Don't watch the clock!)
- Remember that your verbal behaviors, such as courteous observations, initiating discussion, or disclosing personal qualities, also help to build rapport.

After you begin to build rapport, the questions will begin. It is very important not to lose control of yourself at this point in the interview. When a question is asked, take a deep breath and begin to develop a strong answer in your mind. Do not be afraid to take some time and think about your answer. A strong answer should be concise yet original, or "uncanned". The components of a strong answer should: Back up your statements with a specific example. Share your challenges, accomplishments, and roles in past experiences. Share outcomes or solutions. Summarize to emphasize your strengths to the interviewer.

By using these components and providing a strong answer every time, you will be making a significant contribution to the overall success of the interview. If your mind goes blank and you cannot think of an appropriate answer to a question, do not be afraid to ask the interviewer if you can come back to that question later. Once the interviewer has completed his/her questions, you will have the opportunity to ask any questions that you may have. Be ready to ask questions from the list you created before the interview. Once the interview has begun to come to a close, find out when the next contact will be made. You can do this tactfully by asking questions such as "When can I expect to hear from you?" or "What is the next step?"

### Closing the interview

This area often makes interviewees uncomfortable. Closing the interview professionally and tactfully can be less awkward if you take the following into consideration.

- If you are interested in the job, let the interviewer know. Say something like, "I'm very impressed with what I've seen here today, and I am confident I could do a great job in the job we've discussed". The employer will love to see your enthusiasm about what he has to offer you.
- If you get the impression that things didn't go well and you sense rejection, don't let your discouragement show. Stay confident.
- Most important, thank the interviewer for his/her time and consideration.

### Some "do's" and "don'ts" of interviewing

- Do plan to arrive on time or a few minutes early.
- Do greet the interviewer by last name if you are sure of the pronunciation.
- Do smile, shake hands firmly, and be glad to meet the interviewer.
- Do wait until you are offered a chair before sitting.
- Do look your prospective employer in the eye while speaking.
- Do stress your accomplishments and positive attributes in a sincere manner.
- Do conduct yourself at all times as if you are determined to get the job.
- Do show enthusiasm for the job and the company.
- Don't forget to bring a copy of your résumé.
- Don't chew gum.
- Don't answer questions with just "yes" or "no". Explain in detail when you can.
- Don't over-answer questions.

# Scoring Key

## **Demonstration/Illustrated Talk /Scientific**

20-28 points – Gold (Seal & Medal)  
10-19 points - Blue  
1-9 points - Red

## **Display**

20-28 points – Gold (Seal & Medal)  
10-19 points - Blue  
1-9 points - Red

## **Share the Fun**

14-20 points – Gold (Seal & Medal)  
7-13 points - Blue  
1-6 points - Red

## **Prepares Speech/Impromptu**

20-28 points – Gold (Seal & Medal)  
10-19 points - Blue  
1-9 points - Red

## **Interpretive Reading**

18-24 points – Gold  
9-17 points - Blue  
1-8 points – Red

## **Cultural Arts Evaluation**

14-20 points – Gold (Seal & Medal)  
7-13 points - Blue  
1-6 points – Red

## **Audio/Visual Evaluation**

20-28 points – Gold (Seal & Medal)  
10-19 points - Blue  
1-9 points - Red

## **Problem Solving Evaluation**

20-28 points – Gold (Seal & Medal)  
10-19 points - Blue  
1-9 points - Red

## **Interview Evaluation**

20-28 points – Gold  
10-20 points - Blue  
1-9 points – Red

**Note\* A member must earn a Gold at their county event to advance to the sectional level and earn a Gold at the sectional event to advance to the state level.**



## INDOOR DEPARTMENT PROJECTS & RELATED ACTIVITIES

- Indoor Project Rules
- Mini Member participation
- Dairy Food Science Skill-A-Thon
- Indoor Exhibit Displays Open to all 4-H Members
  - “How To” Project Display
  - Table Segment – Exhibition Display
  - Table Segment – Functional Display
- Indoor Project Categories



## INDOOR PROJECTS RULES

- Exhibits must be made by the exhibitors during the current 4-H year. Items for which credit has been given in school or another organization are not eligible for entry.
- A 4-H member may enter a maximum of 5 different exhibits per project in which s/he is enrolled, unless otherwise specified. Select the items you have made in your project that best represents your time and efforts.
- If a 4-H member requires a disability accommodation in order to participate in the Tulare County 4-H Field Day, please contact Leah Harrelson at 559-684-3322, at least two weeks before the event.
- An educational poster display may be entered from any project. A balance of written information, display items, and/or captioned pictures constitutes a poster display.
- ENTRY FEES for indoor entries are as follows: \$2.00 for each Individual Entry/Item Entered.
- Entry tags must be filled out and securely attached to exhibit before being checked in. Tags are available from the Cooperative Extension Office. Tags are to be paper clipped or taped closed.
- Exhibits will be judged on workmanship, design, creativeness, and quality where applicable. Refer to your project manual for suggested items to enter.
- Any indoor project may be exhibited at the Tulare County 4-H Field Day regardless of whether or not there is a division listed for it in this book. A 4-H member must be enrolled in the project that they are exhibiting.
- All departments will exhibit entries by club, if possible. If an entry needs to be assembled in order to be displayed, the assembly must be done only by the member(s).
- Each club must provide at least one person to assist in clerking, displaying, releasing, etc., for every 10 items entered. Names must be submitted on the entry forms.
- All indoor exhibit entries will be checked in at the Indoor Exhibit Building from 5:00 – 7:00 P.M. on Friday, April 13. Entries will not be accepted prior to 5:00 P.M. Late entries will not be eligible for championship awards. **No youth will be allowed in the judging area. Only high school-aged 4-H members who have pre-registered to help will be allowed in the building.**
- Indoor Entry Forms are **due or postmarked** no later than Wednesday, March 28, 2012.
- Indoor exhibit entries that do not meet the stated rules will not be eligible for Champion awards. Projects will be judged by the Danish System (Blue, Red, and White Ribbons).
- AWARDS will be made at the discretion of the judges. Champions will receive a Medal. The Divisions are Novice (4<sup>th</sup> - 6<sup>th</sup> grade), Junior (7<sup>th</sup> & 8<sup>th</sup> grade), and Senior (9<sup>th</sup> grade and up), unless noted differently in the project description. Awards will be presented at the Awards Assembly. Awards will only be presented to members in attendance at the awards assembly. Unclaimed awards will be available at the Cooperative Extension Office. For group exhibit awards, there is a possibility of one overall group award per project. This award will be a rosette ribbon for each participant in the winning group.
- **Group Exhibits:** A group exhibit involves two to five 4-H members. The exhibit work needs to be representative of the number of members involved. Each exhibitor of the group entry must have a display board, minimum size 22" x 28", detailing and showing the work that the individual did towards the actual project exhibit being displayed. The display boards need to have a balance of written information, display items, and/or captioned pictures. Each individual needs to put an entry tag on his/her display board. A poster display is to be entered as a single exhibit by the 4-H member if it can tell its own story. In a group display, each member is eligible for an award (1<sup>st</sup>, 2<sup>nd</sup>, or 3<sup>rd</sup> place ribbons), based on the workmanship, design, creativeness, and quality where applicable. With the exception of the entry tag, the member's name is not to appear anywhere on the educational display as a means of identification. For submitting the entry by the deadline, use the Group Entry Form for Indoor Entries found at the back of the book. Each participant with the group exhibit must pay an entry fee. There is a possibility of one overall group award per project. This award will be a rosette ribbon for each participant in the winning group.

**PRIMARY (MINI) MEMBER GUIDELINES**

Department Chair Mary Minter, 559-539-1520

For the 2011-12 4-H YD program year a Primary (Mini) Member is a youth who is at least 5 years old or in Kindergarten as of December 31, 2011 and not yet 9 years old or in the 4<sup>th</sup> grade. Primary members can only exhibit at the Tulare County 4-H Field Day in the Indoor Building's Primary Member Department or in the special class for Primary Members at the Small Animal Show.

MINI MEMBER INDOOR EXHIBITS

- 4-H Primary (Mini) Members will have an opportunity to display up to five items that best represent their time and effort involved during the 2011-12 4-H YD program year. Exhibit may be an educational display which may include written information, display items, and/or pictures.
- Each participant will receive a participant ribbon. There is no competition involved.
- Each item needs to have an entry tag attached to it.
- To sign up, return the Primary (Mini) Members entry form on page 68, due or postmarked by March 28, 2012.

MINI MEMBER SMALL ANIMAL EXHIBITS

- If a Primary (Mini) Member has been involved with a small animal such as a dog, through their Mini Member Project, they will have an opportunity to bring their pet to the Dog Achievement Day, Friday, April 8, 3 PM. Primary Members who have been involved with other small animals, such as pygmy goats, rabbits, or cavies, will have the opportunity to bring those pets to the Small Animal Show, Saturday, April 9, 8 AM. There will be special classes at both events for Primary Members to share what they have done with their small animal. Participant ribbons will be awarded.
- To sign up, return the Primary (Mini) Members entry form on page 68, due or postmarked by March 28, 2012.

**INDOOR EXHIBIT OPEN TO 4-H MEMBERS ENROLLED IN FOODS-NUTRITION PROJECT**

**DAIRY FOODS SCIENCE  
SKILL-A-THON GUIDELINES  
Sponsored by Land O'Lakes Foundation, Inc.**

The Dairy Foods Science Skill-a-Thon is an educational activity for youth to share their knowledge and skills gained in the Foods-Nutrition project. The purpose is to encourage youth to learn the nutritional contributions of dairy products and acquire skills in planning, purchasing, preparing, and serving dairy products in meals and snacks.

**GUIDELINES**

The Dairy Foods Science Skill-a-Thon is open to all members enrolled in the Foods-Nutrition Project. Primary members are not eligible to participate. Participation is on an individual basis, this is not a group activity. To participate in the Dairy Foods Science Skill-a-Thon, 4-H members must enter all components of this activity at the **Tulare County 4-H Field Day** which includes the following:

- A. A Dairy Food Science related demonstration or illustrated talk
- B. Two Dairy Foods Promotion Food items
- C. Dairy Food Science Educational Display
- D. Dairy Food Science Interview

Guidelines for these components are below.

Entrants will be divided into the following divisions:

- A. DIVISION 1     4<sup>th</sup> - 6<sup>th</sup> Grade

- B. DIVISION 2 7<sup>th</sup> - 8<sup>th</sup> Grade
- C. DIVISION 3 9<sup>th</sup> Grade & Above

**A. Presentations**

- 1. Member participant must present a demonstration or an illustrated talk related to the topic of Dairy Foods Science (i.e. calcium for strong bones, butter making, ice cream making, caring for milk products).
- 2. All presentation rules apply. See pages 16-29.
- 3. Award received will be given points to be included with scores received at Tulare County 4-H Field Day (Gold Seal - 100 points; Blue Seal - 85 points; Red Seal - 70 points; Any Other Seal 55 points)

**B. Dairy Foods Promotion**

- 1. Participant must enter two items in the Dairy Foods Science Skill-a-Thon. Exhibitors are limited to one (1) entry of a like kind per class. Example: 1 entry of chocolate chip cookies and 1 entry of peanut butter cookies are allowed, but 2 entries of peanut butter cookies are not.
- 2. Each entry's recipe must contain at least **two dairy products** (1/2 cups each). A recipe card with the complete instructions and ingredients must be attached to each food exhibit. Dairy products must be underlined on the recipe card. For each class, there are no restrictions on frostings, nuts, etc.
  - i. CLASS 1 Bar Cookies (1/2 dozen)
  - ii. CLASS 2 Cookies (1/2 dozen)
  - iii. CLASS 3 Cake (1/2 cake + 1 slice)
  - iv. CLASS 4 Quick Bread (1/2 loaf + 1 slice)
  - v. CLASS 5 Muffins (1/2 dozen)
- 3. Do not use packaged or pre-mixed foods that require refrigeration, these may not be entered.
- 4. All exhibits must be displayed on disposable containers and wrapped carefully for freshness.
- 5. Please stipulate on the entry tag if the item has been frozen.
- 6. Entrants will be divided into the following divisions:
  - I. DIVISION 1 4<sup>th</sup> - 6<sup>th</sup> Grade
  - II. DIVISION 2 7<sup>th</sup> - 8<sup>th</sup> Grade
  - III. DIVISION 3 9<sup>th</sup> Grade & Above
- 8. Awards received will be given points to be included with other scores received (Blue Ribbon - 50 points; Red Ribbon - 42.5; White Ribbon 35)

**C. Dairy Foods Science Educational Display**

- 1. Research a dairy foods science topic, such as nutritional facts about dairy products, the science of making cheese, or cheese and mold, and design and create an educational free-standing table top display which explains in detail your topic. The display needs to have a balance of written information, display items (if applicable), and/or captioned pictures. Minimum size for a poster board display is 22" x 28". The member's name is not to appear anywhere on the educational display.
- 2. Entry is limited to one educational display.
- 3. Entrants will be divided into the following divisions:
  - I. DIVISION 1 4<sup>th</sup> - 6<sup>th</sup> Grade
  - II. DIVISION 2 7<sup>th</sup> - 8<sup>th</sup> Grade
  - III. DIVISION 3 9<sup>th</sup> Grade & Above
- 4. Award received will be given points to be included with other scores received (Blue Ribbon - 100 points; Red Ribbon - 85; White Ribbon 70)

**D. Dairy Foods Science Showmanship (Interview)**

1. 4-H members will participate in an exhibitor interview regarding their knowledge of Dairy Foods Science. The interviews will take place at the Tulare Co. 4-H Field Day, Saturday, April 14, 2012, 8:30 A.M. until noon. All participants will sign in for an interview time slot.
2. 4-H members are to be neatly and appropriately dressed for an interview.
3. Entrants will be divided into the following divisions:
  - i. DIVISION 1 4<sup>th</sup> - 6<sup>th</sup> Grade
  - II. DIVISION 2 7<sup>th</sup> - 8<sup>th</sup> Grade
  - III. DIVISION 3 9<sup>th</sup> Grade & Above
4. Each participant will be individually scored. Points received, maximum number is 200, will be combined with the points received from the presentation, Dairy Foods Promotion entries, and the educational display to determine the overall score.

**Dairy Foods Science Skill-a-Thon Awards**

1. The awards in each grade division are as follows:
  - ✓ 425 – 500 points: \$200 Savings Bond, Certificate, and Blue Rosette Ribbon
  - ✓ 350 – 424 points: Certificate and Red Rosette Ribbon
  - ✓ 349 & Below points: Certificate and White Rosette Ribbon

## EXHIBIT DISPLAYS OPEN TO ALL 4-H MEMBERS

*Please note that the categories of "How To" Project Display, Table Segment – Exhibition Display, and Table Segment – Functional Display are not projects. The awards are different from projects.*

### "How To" Project Display

Department Chair: Mary Jo Albright, 559-688-5506

1. This event is open to all members enrolled in any 4-H project. If entry needs to be assembled in order to be displayed, the assembly must be done only by the member. Number of entries per member is limited to one (1).

Participation is on an individual basis, no group exhibits. Primary (mini) members are not eligible to participate.

2. Entries will be free-standing or table top displays which would explain in detail the "how to" of a 4-H project the member is currently participating in. The minimum size for a poster board display is 22" x 28". With the exception of the entry tag, the member's name is not to appear anywhere on the educational display as a means of identification.

Examples:

- a. Fabric flammability (Clothing & Textiles)
  - b. How a light bulb turns on (Electricity)
  - c. How seeds germinate (Plant Science)
  - d. Life cycle of internal parasite (Livestock, Dog Care)
  - e. How to care for livestock equipment (Livestock)
  - f. How the internet works (Computer)
3. 4-H manuals may be used for reference. Members may show something or results of work by using scrapbook, survey, benefits from 4-H experience, etc.
  4. At the discretion of the judges, 1 Grand Champion, 1 Reserve Grand Champion, and 1 Champion per division may be selected.

### Table Segment - Exhibition Display

Department Chairs: Trudy James, 559-687-9831, Shelley Heeger, 559-752-4095

Table Segment Exhibition Display is a setting in which the overall design is NOT related to FUNCTION. It is for EFFECT! The place setting need not be realistic or in a logical serving position. The plate MAY be displayed in a plate stand. Glassware may be on side or upside down. Table cover should enhance the setting - may be draped from backdrop.

1. Any 4-H member may enter. The number of entries is limited to 1 per member. Participation is on an individual basis, no group exhibits. Sign up on the "Tulare County 4-H Field Day Table Segment - Exhibition Entry Form". Entrants will be divided into the following:

Class I - 4<sup>th</sup> - 6<sup>th</sup> grades

Class II - 7<sup>th</sup> & 8<sup>th</sup> grades

Class III - 9<sup>th</sup> grade & above

**The entry must be set up by the exhibitor only.** Once your table segment is in place it cannot be touched. Exhibits accepted starting at 5:00 P.M., must be in place by 7:00 P.M., Friday, April 13, 2012.

2. Segments will be allotted a 24" deep X 24" wide table space.
3. Upright backdrops permitted - suggest 20" width X 30" height maximum size.
4. Display must include:  
One place setting (choice of dishware, crystal or glassware, cup or mug). NO FLATWARE (i.e. knives, forks or spoons). Table covering and napkin - place mats permitted.

Decorative unit - should be in scale and proportion to exhibit space allowed. Decorative unit must be assembled by the exhibitor. Entire decorative unit cannot be commercially made.

5. Setting MAY include appropriate accessories (serving dishes, candles, etc.).
6. All possible caution will be taken in displaying entries. Neither the Tulare County 4-H Field Day nor the Porterville TC 4H Field Day can be held responsible for breakage or theft. **Do not bring your best china.**
7. 1 Grand Champion, 1 Reserve Grand Champion, and 1 Champion per Division may be selected, at the discretion of the judges.

### Table Segment – Functional Display

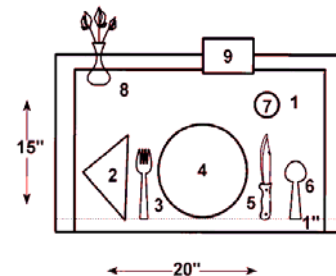
Department Chair: Trudy James, 559-687-9831, Shelley Heeger, 559-752-4095

Table Segment - Functional Display is a setting displayed as you would set the table. It does not need to include all the dishes used in a full meal.

- A. Any 4-H member may enter. Number of entries is limited to 1 per member. Participation is on an individual basis, no group exhibits. Sign up on the "Tulare County 4-H Field Day Table Segment-Functional Entry Form". Entrants will be divided into the following classes:

CLASS I - 4<sup>th</sup> grade  
 CLASS II - 5<sup>th</sup> - 6<sup>th</sup> grades  
 CLASS III - 7<sup>th</sup> & 8<sup>th</sup> grades  
 CLASS IV - 9<sup>th</sup> grade & above

**All entries must be set up by the exhibitor only.** Exhibits accepted starting at 5:00 P.M., must be in place by 7:00 P.M., Friday, April 13, 2012.



- B. Segments will be allotted a 15" deep X 20" wide table space.
- C. Guidelines for place settings:
- 4<sup>th</sup> - 8<sup>th</sup> Grade: Regardless of category, type of menu, or age, all novice and junior participants shall use only items 1-9 for a standard place setting as pictured below.
  - 9<sup>th</sup> Grade & Up: Along with items 1-9, seniors may also include a charger plate (10).
1. Placemat or some type of table covering no larger than a placemat.
  2. Napkin can be placed next to fork, as example shows, or any place on placemat.
  3. \*Fork (use only one, regardless of menu).
  4. In the middle of the placemat, a plate or the type of container you prefer for your menu. Maximum of two (2) containers can be used.
  5. \*Knife (use only one, regardless of menu).
  6. \*Spoon (use only one, regardless of menu).
  7. Beverage container (empty), not filled with any substance, but napkin okay.
  8. Table decoration is limited to 10" in height & in proportion to a single place setting, i.e., candles, bud vase, statue, floral basket, etc.
  9. Menu card - created by 4-H member to list menu to be prepared for place setting.
  10. Charger plate (seniors only), optional.
  11. \*For example, a salad fork may replace a dinner fork; a steak knife may replace a dinner knife; or a soup spoon may replace a teaspoon.
  12. Each participant will have a table space of 15" deep X 20" wide. Do not include serving dishes, platters, casseroles, etc., on the table since space is limited. Coordinate your place setting considering unity in color, texture, and design.
  13. Place settings should be suitable for the menu you are serving. Once your table segment is in place it cannot be touched.
  14. All possible caution will be taken in displaying entries. The Tulare County 4-H Field Day cannot be held responsible for breakage or theft. Do not bring your best china or silver.
  15. Possible themes for table settings could be picnic, holiday, party, special occasion, etc.
  16. Awards: 1 Grand Champion, 1 Reserve Grand Champion, and 1 Champion per Class may be selected at the discretion of the judges.

**INDOOR  
PROJECT CATEGORIES**

***To exhibit, a 4-H member must be currently enrolled in the project.***

**Aerospace & Rocketry**

Department Chair: Gary Babcock, 559-784-2247

1. A maximum of 5 items made in this project may be entered.
2. Judging will be on workmanship and level of skill, based on exhibitor's grade. Entry tag must be filled out and attached to launching lug with string. Kits may be used - indicate Kit name & level of skill. If rocket is an original design, please specify on entry tag.
3. Models with plastic fins will not score points in Fin Mounting, Glue Joint, or Surface Preparation categories. **Do not include rocket motors with entries.**
4. Awards: A maximum of 5 Champions can be named in each division (Novice, Junior, and Senior). Group Exhibit Awards: There is a possibility of one overall group award per project. This award will be a rosette ribbon for each participant in the winning group. For the guidelines of a group exhibit, which involves two to five 4-H members, see page 31.

**ALL OTHER PROJECTS**

Department Chair: Karen Lewis, 559-789-3649

The following projects are entered under "All Other" and have the same description for what can be entered and for awards.

- |                                       |  |
|---------------------------------------|--|
| • Automotive                          | • Leadership Development                 |
| • Bee Keeping                         | • Livestock Judging                      |
| • Child Care and Development          | • Metal Working                          |
| • Communications                      | • Outdoor Adventures                     |
| • Community Pride & Community Service | • Record Keeping                         |
| • Computers & Internet                | • Self-Determined                        |
| • Cultural Arts                       | • Shooting Sports                        |
| • Farm Machinery                      | • Sign Language                          |
| • Fiber Arts                          | • Small Engines                          |
| • Group - Determined                  | • All Small and Large Livestock Projects |
| • Hi 4-H                              | • Veterinary Science                     |
| • Home Arts and Furnishing            | • Woodworking                            |

The following description is for the projects listed above.

1. For each project you are enrolled in, enter up to 5 items you have made, repaired, or collected during the current 4-H club year. Select project items that best represent your time and effort involved. Exhibit may be an educational display which constitutes a balance of written information, display items, and/or captioned pictures.
2. Awards for each project: A maximum of 5 Champions can be named in each Division (Novice, Junior, and Senior). Group Exhibit Awards: There is a possibility of one overall group award per project. This award will be a rosette ribbon for each participant in the winning group. For the guidelines of a group exhibit, which involves two to five 4-H members, see page 31.

## Arts & Crafts

Department Chair: Jennifer Harden, 559-366-7310

1. Enter up to 5 items made or collected in each project during the 4-H club year.
2. Exhibit should represent outstanding and creative workmanship as related to the principles of art: color, texture, form, pattern, rhythm, and design.
3. Commercial kits will be accepted. Clearly state "made from kit" on entry tag.
4. Pictures and wall hangings must be ready to hang.
5. Entry tags will be available at the Tulare County 4-H Field Day check-in, April 8. A color coded tag will be completed for each member's entry by the department chairs based on the entry forms due or postmarked by March 28. It is important to list the Class number on the entry form.

Classes within each Division (novice, junior, and senior) will include:

- Class 1: Holiday Crafts
- Class 2: Wearable Art
- Class 3: Floral Design
- Class 4: Wood Crafts
- Class 5: Tole Painting & Painted Items
- Class 6: Jewelry
- Class 7: Miscellaneous/All Others

6. Awards: Up to 5 Champions per Class per Division (novice, junior, and senior) can be named. Group Exhibit Awards: There is a possibility of one overall group award per project. This award will be a rosette ribbon for each participant in the winning group. For the guidelines of a group exhibit, which involves two to five 4-H members, see page 31.

## Beginning 4-H

Department Chair: Mary Minter, 559-539-1520

For 1<sup>st</sup> year 4-H members in the 4<sup>th</sup>, 5<sup>th</sup>, and 6<sup>th</sup> grades who are enrolled in the Beginning 4-H project

1. Any 5 items made in the project may be entered. The Tulare County 4-H Field Day Indoor Entry Form is used for this project. For entry requirements, refer to project guidelines listed in this book.. For example, if entering a food item, refer to instructions under Foods - Nutrition project. If entering a potted plant, refer to guidelines for Indoor and Mini Gardens.
2. Awards: A maximum of 10 champions can be named in the Junior Division. Group Exhibit Awards: There is a possibility of one overall group award per project. This award will be a rosette ribbon for each participant in the winning group. For the guidelines of a group exhibit, which involves two to five 4-H members, see page 31.

## Cake Decorating

Department Chair: Mary Jo Albright 559-688-5506

1. A maximum of 5 items made in this project may be entered.
2. A mix, Styrofoam, or cardboard form may be used, provided the shape is one which could be reasonably achieved through baking.
3. Awards: A maximum of 5 Champions can be named in the Buttercream Class and a maximum of 2 champions can be awarded in the Fondant Class per Division (Novice, Junior, and Senior). There is a possibility of one overall group award per project. This award will be a rosette ribbon for each participant in the winning group. For the guidelines of a group exhibit, which involves two to five 4-H members, see page 31.

- Class 1: Buttercream
- Class 2: Fondant

## Clothing & Textiles

Department Chair: Darlene Lindahl, 559-798-0501

1. A maximum of 5 items made in this project may be entered. The classes are Wearable and Non-Wearable which are items such as pillows, laundry bags, etc.
2. Awards: For the Wearable Class, a maximum of 3 Champions can be named in each grade. For the Non-Wearable Class, only 1 champion per division (Novice, Junior, and Senior) can be named. Group Exhibit Awards: There is a possibility of one overall group award per project. This award will be a rosette ribbon for each participant in the winning group. For the guidelines of a group exhibit, which involves two to five 4-H members, see page 31.
3. An exhibit may consist of an item judged individually, a two-piece outfit, or a coordinated outfit of three to five items not judged elsewhere.
4. Garments worn for the Fashion Revue event are eligible for entry in the Tulare County 4-H Field Day. Garments that have been recycled must have a completed set of Fashion Revue recycled forms attached to them. These forms, available at the Cooperative Extension Office, have before and after pictures.
5. Garments MUST be clean and hanging on wire hangers.
6. List class number on entry form and on entry tag:  
Class 1: Wearable                      Class 2: Quilts                      Class 3: All other non-wearable

## Foods - Nutrition

Department Chairs: Kristen and Silas Childress, 559-280-4516

1. Maximum of 5 entries per exhibitor. One entry per exhibit of a particular type (i.e. Chocolate Chip Cookie, Peanut Butter Cookie, etc.)
2. Foods that require refrigeration may not be entered.
3. Due to food safety issues, food not displayed will be discarded at the end of judging. Displayed food will be discarded at the end of the TC 4H Field Day if it is not claimed.
4. Please stipulate on entry tag if item has been frozen and/or honey has been used instead of sugar.
5. DO NOT use packaged or pre-mixed foods.
6. The use of a bread machine is **not** allowed.
7. All exhibits must be delivered to the TC 4H Field Daygrounds in disposable containers (i.e., paper plates, foil covered cardboard, etc.) and wrapped carefully for freshness. The Tulare County 4-H Field Day Committee will not be responsible for the return of baking and/or pie pans.
8. **List class number on entry form and on entry tag.** (See item 9 for minimum quantities) will include:  

Class 1 Cakes (frosted or unfrosted)	Class 2 Pies
Class 3 Brownies, Bar Cookies	Class 4 Cookies
Class 5 Confections	Class 6 Muffins
Class 7 Rolls, Yeast Breads, Pastries	Class 8 Quick Breads, Scones, Biscuits
Class 9 Any Other	
9. Minimum quantities (on disposable plates):
  - Muffins, Cookies, Biscuits, rolls – ½ dozen
  - Pastries, small – ½ dozen
  - Breads – ½ loaf + 1 slice
  - Confections – ½ dozen
  - Pastries, large – 3
  - Pies – one 7" minimum whole
  - Cakes – ½ cake + 1 slice
10. Awards: Up to 5 Champions per Class per Division (Novice, Junior, & Senior) may be named at the discretion of the judges. Champion entry must include minimum quantity. Divisions for this project are: Novice, 4<sup>th</sup>, 5<sup>th</sup> and 6<sup>th</sup> grade; Junior, 7<sup>th</sup> and 8<sup>th</sup> grade; and Senior, 9<sup>th</sup> grade and above.
11. Group Exhibit Awards: There is a possibility of one overall group award per project. This award will be a rosette

ribbon for each participant in the winning group. For the guidelines of a group exhibit, which involves two to five 4-H members, see page 31.

### Foods - Preservation

Department Chairs: Kristen and Silas Childress, 559-280-4516

1. A 4-H'er may enter a maximum of 5 entries total.
2. Awards: A maximum of 5 Champions can be named in each Division (Novice, Junior, & Senior). Group Exhibit Awards: There is a possibility of one overall group award per project. This award will be a rosette ribbon for each participant in the winning group. For the guidelines of a group exhibit, which involves two to five 4-H members, see page 31.
3. **No frozen food** items will be accepted for judging because of display problems.
4. On the entry tag, for each item include the type of product, method of process used (hot pack, cold pack, pressure cooker, etc.), date of canning, and any other special information. State on entry tag if sulfur or honey was used. Acceptable packaging methods should be used. Jar must include a label stating contents and date of processing.
5. Attach entry tag to each jar with a rubber band.
6. A canning entry consists of 2 jars, with a lid and ring attached. One jar will be opened for judging and it may be picked up on Friday evening, April 13, after judging is completed. Due to food safety issues, if the entry used for judging is not picked up that evening, the contents will be discarded. Paraffin sealed entries will not be accepted. Dried exhibits consist of one jar, with lid and ring, accompanied by a sample in a plastic bag for judging. Jar must include a label stating contents and date of processing.

### Indoor and Mini Gardens

Department Chair: Keith Hennesay, 559-798-0834

1. All plants must be a part of an individual 4-H project. The entry must have been planted by the individual and be owned and maintained at least 30 days prior to the Tulare County 4-H Field Day.
2. Suggestions for project entries: potted plants that have single or multiple plants in the container; dish gardens; hanging plants; terrariums; herb gardens.
3. A maximum of 5 items made in this project may be entered.
4. Awards: A maximum of 5 Champions can be named in each Division (Novice, Junior, and Senior).
5. Group Exhibit Awards: There is a possibility of one overall group award per project. This award will be a rosette ribbon for each participant in the winning group. For the guidelines of a group exhibit, which involves two to five 4-H members, see page 31.

### Leathercraft

Department Chair: Mike Toomey, 559-625-2482

1. Commercial kits will be accepted as long as they are not pre-embossed. Clearly state "Made from Kit" on entry tag.
2. Wall hangings should have hanger for hanging; belts designed to be worn with buckle should have buckle; fasteners should be included on items needing fasteners. All items entered should be completed.
3. A maximum of 5 items made in this project may be entered.
4. Awards: A maximum of 5 Champions can be named in each Division (Novice, Junior, and Senior). Group Exhibit Awards: There is a possibility of one overall group award per project. This award will be a rosette ribbon for each participant in the winning group. For the guidelines of a group exhibit, which involves two to five 4-H members, see page 31.

## Photography

Department Chairs: To be announced

1. Attach a 4-H Photography entry tag to each photograph entry. Obtain tags, available at the Cooperative Extension Office, prior to the field day, and complete the tag with information requested, which includes designating if the camera is digital or film.
2. A maximum of 5 entries may be entered by the exhibitor. Pictures must have been taken by the exhibitor within one year of the opening day of the field day. If the photo is a self portrait, the exhibitor must state this on the entry tag and explain the procedures for shooting the picture.
3. Class 1 thru 4 is for a photograph that has had minor changes, such as brightness or contrast adjustments, red-eye reduction, etc. Class 4 is for a photograph that has been either digitally enhanced or altered in some other way with major changes to the print.
4. The photographs are to be flush mounted onto photography mat board or foam core of any color (no construction paper or other flimsy product). There is no double matting of the prints, no frames, and no cut out mats. For Class 1, the photos are to be adhered directly onto the top of board (flush mounted) that is either 11" x 14" or 16" x 20". For Classes 2 thru 4 the photo is to be adhered directly onto the top of the board (flush mounted) with a 2 inch border.
5. List class number on entry form and on entry tag. The classes are:

**Class 1:** 3 to 5 black and white or 3 to 5 color prints. The print size can be a minimum 3" x 5" and no larger than 5" x 7". The 3 to 5 photos are to be the same size. Flush mount the photos directly onto the photography mat board or foam core that is either 11" X 14" or 16" X 20". Do not overlap the prints.

The photography mat board or foam core (no construction paper or other flimsy product) can be of any color. The entry should be ready to hang with Velcro. Attach industrial strength male Velcro strips, at least a minimum of 2 inches long, on each mat board back corner. Plus, in the middle of the mat board, make a cross with the Velcro. The following are examples for placement of the Velcro:



**Please note examples are not drawn to scale.**

**Class 2:** Black and white enlargement. The print size can be a minimum of 8" X 10" and no larger than 16" X 20". The print is to be flush mounted on photography mat board or foam core with a 2 inch border. The original photo can be cropped before it is enlarged or the original photo is enlarged and then it is cropped.

The photography mat board or foam core (no construction paper or other flimsy product) can be of any color. The entry must be ready to hang with Velcro. Attach industrial strength male Velcro strips, at least a minimum of 2 inches long, on each mat board back corner. Plus, in the middle of the mat board, make a cross with the Velcro. **See examples for placement of Velcro under Class 1.**

**Class 3:** Color enlargement: The print size can be a minimum of 8" X 10" and no larger than 16" X 20". The print is to be flush mounted on photography mat board or foam core with a 2 inch border. The original photo can be cropped before it is enlarged or the original photo is enlarged and then it is cropped.

The photography mat board or foam core (no construction paper or other flimsy product) can be of any color. The entry should be ready to hang with Velcro. Attach industrial strength male Velcro strips, at least a minimum of 2 inches long, on each mat board back corner. Plus, in the middle of the mat board, make a cross with the Velcro. **See examples for placement of Velcro under Class 1.**

**Class 4:** This class is for experimental, contemporary, creative photography. The print size can be a minimum of 8" x 10" and no larger than 16" x 20". The print is to be flush mounted on photography mat board or foam core with a 2 inch border. The photo may have been taken with either a film or digital camera.

This is a photograph that is understood to be a creative, imaginative, or experimental departure from realism. The photograph must be from an original photograph(s) taken by the exhibitor. The photo has been either digitally enhanced or altered in some other way with major changes to the print (Note: A photograph that has had minor changes, such as brightness or contrast adjustments, red-eye reduction, etc, is entered in one of the classes above, 1 thru 3.)

On the entry tag, the exhibitor must explain the manipulation that was done to the photograph. Include the original photograph(s) with the entry. Exhibitor's name, club, and address must be listed on the back of the original photo.

The photography mat board or foam core (no construction paper or other flimsy product) can be of any color. The entry should be ready to hang with Velcro. Attach industrial strength male Velcro strips, at least a minimum of 2 inches long, on each mat board back corner. Plus, in the middle of the mat board, make a cross with the Velcro. **See examples for placement of Velcro under Class 1.**

**Class 5:** Pinhole camera, constructed by the exhibitor, and a picture taken with the camera.

6.Awards: Awards will be given at the discretion of the judges. A maximum of 5 champions per class can be named in each grade division (Novice, Junior, and Senior).

7.Clubs will be responsible for dismantling club entry displays at release time.

## Robotics

Chairperson: Karen Lewis 559-789-3649

1. Each exhibitor may enter one robot per class. Exhibit must have been constructed and/or completed during the current 4-H year.
2. Each robot must be free standing, without the need for additional supports in order to be moved or exhibited.
3. Robot dimensions should not exceed 2 feet high, by 2 feet wide, by 2 feet deep. Weight may not exceed 15 pounds.
4. All electric components of the robot must be adequately covered or concealed with a protective enclosure. Paper is NOT considered an adequate enclosure or covering for electrical components.
5. Robots must be powered by an electrical, battery, water, air or solar source only. Robots powered by fossil fuels/flammable liquids will be disqualified. All robots must include an on/off switch for operation. No remote control devices will be allowed.
6. Each robot must be in operable working condition. The judges will operate each robot to evaluate its workmanship and its ability to complete the required tasks for this current 4-H year.
7. Awards: A maximum of 5 Champions can be named in each Division (Novice, Junior, and Senior).

## Scrapbooking

Department Chair: Cheryl Groves, 559-539-5325

1. **Scrapbooking** exhibits should be only 1 page 1 side representative of the complete scrapbook. Size not to exceed 12"x12". All pages should be in clear protective sleeve or clear zipper bag. Do not frame.
2. Enter up to 5 individual pages you have made during the current 4-H club year. **Do not bring in your scrap book to be displayed.**
3. Select pages that best represent your time and effort involved. Judging emphasis placed on cohesiveness of theme, creativity, use of color and arrangement of space. State kit or non-kit on entry tag.
4. Awards: A maximum of 5 Champions can be named in each Division (Novice, Junior, and Senior).
5. Group Exhibit Awards: There is a possibility of one overall group award per project. This award will be a rosette ribbon for each participant in the winning group. For the guidelines of a group exhibit, which involves two to five 4-H members, see page 31.

## Vegetable Gardens and Crops

Department Chair: Keith Hennesay, 559-798-0834

1. A maximum of 5 different items may be exhibited. All exhibits, which must be grown by the exhibitor, and should be:
  - a. Uniform marketing size – visit your local vegetable market to get an idea of the proper size.
  - b. Free of bruises, foreign material (dirt), and diseases.
  - c. Displayed neatly (plates should contain neat arrangements, bunches should be neatly tied).  
Paper plates will be provided.
2. Suggested entries are, but not limited to:

Radishes, Globe – 2 bunches  
Head Lettuce – 2 heads  
Swiss Chard – 1 bunch  
Radishes, Icicle – 2 bunches  
Leaf Lettuce – 2 plants

Peas – 5 pods  
\*Carrots – 1 bunch  
Strawberries – 10 berries  
Green Onions – 1 bunch  
Carrots, topped – 5 roots  
\*Turnips – 1 bunch  
Beans (snap) – 5 pods

\*Beets, topped – 5 roots  
Misc Bunch varieties  
Summer Squash – 5 fruits  
Beets – 1 bunch  
\*Turnips, topped – 5 roots  
Cabbage – 2 heads  
Sugar Beets – 3 Beets


3. The vegetables marked with an \* under #2 above, can be exhibited as bunch varieties or plate displays.
4. A bunch, 5 plants (or 5 leaves for Swiss Chard).
5. No vegetable plants, such as tomato, or potted vegetable gardens will be judged.
6. For those 4-H members whose vegetables did not mature for exhibiting, they may enter a display which includes an educational poster, minimum size 22" by 28" that details and shows the work that the 4-H member did in the project. The display needs to have a balance of written information, display items, and/or captioned pictures.
7. A guide for displaying vegetables is available through the Cooperative Extension Office.
8. Awards: A maximum of 5 champions can be named in each Division (Novice, Junior, & Senior).



**ANIMAL SCIENCE  
& RELATED ACTIVITIES**

Projects & Activities for:

Dog  
Poultry  
Pygmy Goat  
Rabbit



## SMALL ANIMAL EXHIBITS

### Rules

1. A member of a 4-H YDP Club, FFA Chapter, Grange or independent exhibitor may transfer projects from one organization/independent to another only once during a calendar year. All transfers must include official notification by the member to the organizations involved of their desire to drop and/or add a project and take place at a time that would allow for the supervision of the project by the respective organization/independent. To be able to show at the TC 4H Field Day, the project must be under the supervision of the Tulare County 4-H Youth Development Program at least 60 days prior to the event.
2. Entry fees are: Rabbits/Cavy and Poultry, \$3.00/each; Pygmy Goats, Dairy Goats, Dairy Cattle, Breeding Beef, Breeding Market Doe and Breeding Sheep, \$7.00/head; Market Beef, Market Sheep, Market Goat and Market Swine \$12.00/head; Llama, \$7.00/head; Dog, \$7.00/dog; and Horse, \$7.00. All 4-H members planning to exhibit in these divisions must pay the required entry fees.
3. **Animal substitutions in classes will be allowed within the classes already entered. 4H member must have ownership according to specie rules. A maximum of two substitutions per exhibitor per specie is allowed.**
4. It is suggested that all 4-H members wear the 4-H uniform in the show ring. The 4-H uniform shall consist of the official 4-H cap; 4-H tie or scarf; white shirt or blouse; white, off-white, green or blue denim jeans, pants or skirt; and boots or appropriate shoes.
5. JUDGING SYSTEM: Cavy, Dog, Rabbit, Poultry and Pygmy Goat Classes will be judged using the American System.
6. Entry forms must be complete with all information specified and be submitted to the Cooperative Extension Office by the official Closing Deadline. Project Leaders are required to sign their project member's form. Additional entry forms are available at the Cooperative Extension Office.
7. **This is an in and out show and it is suggested to not use any kind of bedding to hold your animal for the day. If any bedding is used it must be removed by exhibitor along with any manure or trash.**
8. Exhibitors must be in complete control of their animals at all times. Any uncontrollable or aggressive behavior in an animal will be cause to be sent home at the discretion of the department chairperson or Advisory board.
9. There are no **limitations** on the number of animals an exhibitor may enter unless otherwise specified in specie requirements.
10. NO MALE BREEDING ANIMALS WILL BE SHOWN AT THE TC 4H Field Day with the exception of Dog, Rabbit and Poultry. A male kid, that is still nursing may accompany a doe, being shown provided they pass the TC 4H Field Day health check and have the required identification, ie., tattoo, micro chip and/or scrapies ID tag.
11. The same applies for a young female kid, may be accompanied by its mother if nursing provided they pass the TC 4H Field Day health check and have the required identification, ie., tattoo, micro chip and/or scrapies ID tag.
12. **No one is allowed to interfere with the judging process. Anyone doing so will be required to leave the area.**
13. An animal that has died or is injured, with a vet report, can be replaced up to 7 days before the TC 4H Field Day with the permission of the Department Chair, Ag Advisory and Cooperative Extension 4-H Office. If the 4H member does not own the replacement animal per the TC 4H Field Day specie ownership guidelines the animal cannot be eligible for Grand Champion, Reserve Champion, or Champion.
14. **Exhibitors must show their own animal(s) unless prior arrangements are made with the Department Chair and Ag Advisory Board. All exhibitors are to be currently enrolled in the 4-H Youth Development Program. If a conflict occurs during the TC 4H Field Day the exhibitor must immediately contact the department chair.**
15. **If you require a disability accommodation in order to participate in any of the 4-H YDP events, please contact Leah Harrelson at 559-684-3322, at least two weeks before the event.**

16. **It is the RESPONSIBILITY OF THE DEPARTMENT CHAIR to insure that all 4-H members and leaders abide by the rules of the TC 4H Field Day.**
17. A member, leader or parent may assist in grooming an animal - but the exhibitor must be present.
18. Prior to the release of any animals, all livestock exhibitors must clean their stalls, pens, area and show ring before department chairs will ok a release.

**HEALTH REQUIREMENTS FOR THE  
2012 TULARE COUNTY 4-H FIELD DAY**

**ALL ANIMALS ENTERING THE TC 4H FIELD DAYGROUNDS FOR PARTICIPATION AT THE 2012 TULARE COUNTY 4-H FIELD DAY MUST PASS THROUGH THE HEALTH CHECK AREA FOR INSPECTION.**

**Tulare County 4-H Field Day Animal Health Check Procedures**

- All Animals are required to pass the Tulare County 4-H Field Day health inspection prior to entering grounds which involves inspection with a veterinarian.
- Any inhumane or other inappropriate action to animals by the exhibitor may cause disqualification, forfeiture of awards, and removal of the exhibit or exhibitor from the TC 4H Field Day grounds.
- Animal health decisions will be made in the best interest of the animal and for the other animals at the TC 4H Field Day.
- Any animal showing clinical signs of warts, ringworm, foot rot, parasites, pink eye, enlarged and inflamed lymph nodes, draining abscesses or open wounds will not be allowed to be exhibited or on grounds.
- All species should be current on vaccination requirements or other health-certificated requirements currently set forth by the California Division of TC 4H Field Days and Expositions.
- Exhibitors will have animals at the health check during designated times, without cover, available for examination.
- Once animals are allowed on grounds, Department Chairs will have due diligence to inspect animals for any health problems that might have been missed at the Health Check or arisen thereafter.
- Once on the grounds if an animal is suspected of having a contagious health condition, the person observing the animal needs to report this to the Department Chair who contacts the club leader or owner of that specie asking for immediate isolation pending vet check.
- The Department Chair will make contact with Ag Advisory Chair indicating that the Veterinarian needs to be contacted.
- The Ag Advisory Chair will then they will make contact with the Veterinarian on call, and be available for the impending health inspection. Upon receiving the results of the vet check, the Livestock Coordinator will notify Department Chair, leader, exhibitor and exhibitor's parents of results and action to be taken if necessary.
- The Ag Advisory Chair will also notify surrounding club(s) and exhibitors with pens of animals with the results and if necessary, veterinarian recommendations or action to be taken.

## Dog Project

Lisa Butler (559) 559-738-8613  
Friday, April 13, 2:30 P.M. - Check-In, Judging Begins at 3:00 P.M.

**Entry Requirements - Entry fee: \$7.00 per dog**

**Entry forms due or postmarked by March 28, 2012**

This is the pinnacle for Dog Care Project activities. It provides an opportunity for each member to demonstrate what s/he has learned during the year and to receive an objective critique of his progress. The event is generally held prior to the Tulare County Tulare County 4-H Field Day.

### **Rules Governing the Event**

1. Members participating in the Dog Care Achievement Day are tested at the club level on proficiency in the areas of general care, health and training from project manuals and supplements (or its equivalent for more advanced members). It is recommended that members pass the level they are working on for the program year prior to entering this event.
2. Rules for judging and scoring will be based on American Kennel Club (AKC); however, this is not an official sanctioned AKC show. The Danish system of judging will be used for Obedience and the American system of judging will be used for Showmanship.
3. A Dog ID must be turned in for each dog entered by the deadline, 60 days prior to Dog Achievement Day.
4. All repeating medalists using the same dog at Achievement Day must progress to the next class the following year, unless special approval of the Agricultural Advisory Board is obtained upon written request of the member and his/her dog care project leader.
5. All non-medalists may repeat a division as many times as necessary to become competent in its requirements.
6. The organizing committee of this event may remove or discharge any dog from the premises because of disease, viciousness, or unruliness. The dog will be automatically disqualified, and no one shall have any claim of recourse against any official thereof.
7. No dogs entered may be under the care of a professional trainer for more than 60 days during the 4-H year and not within 60 days of Achievement Day.
8. No bitches in season may be shown in classes. Female dogs in season are not allowed on the grounds.
9. Any dog that must be withdrawn must have a good and sufficient reason, such as a bitch in season or veterinarian's excuse. The dog may be replaced with another dog providing the ownership requirements be met as stated in number 3. Such substitution must be requested in writing, stating the reason for the substitution, and submitted to the organizing committee of the event no later than one hour prior to the opening of the show.
10. Dogs are not allowed in the restrooms. Dogs must be contained at all times. Grooming must be done away from the show rings. Practice only in designated area(s).
11. If high school aged 4-H members, who have knowledge and experience in the Dog Care Project, are needed to judge a class, they must judge in a team of three.
12. The following equipment will not be allowed at Achievement Day: prong collars, chain leashes, whips or quirts, and wire or chain gimmicks. Dogs in obedience levels must be handled with a choke chain and 6 ft. leash. Points will be deducted for improper equipment. A showmanship collar/leash is acceptable in the showmanship classes only.
13. No one may substitute as a handler.
14. If participant owns more than one dog, they may enter more than one dog at Achievement Day, (i.e., Sub Novice, Novice, Open, or Graduate), but only one dog per obedience level.
15. Participant must use the same dog in their showmanship class as their obedience class. If the participant has more than one dog showing in obedience, it is their choice of which dog to use for showmanship, but it must be indicated on the entry form prior to Dog Achievement Day.
16. All dogs entered must be under the guidance of their Club's Dog Project Leader, meaning all dogs entering at Dog Achievement Day must be attending dog project meetings. If the member is entering three dogs, then they must bring all three dogs to the project meetings.
17. Baiting is only allowed in Showmanship Classes.
18. Club Dog Project Leaders reserve the right to assess the member's ability to show multiple entries at Dog Achievement Day and determine good standing in project. This is done by leader's signature on entry form.

## Incentives and Recognition for Achievement Day

Each participant will receive a ribbon in the Obedience Class based on his/her scores for each class that s/he participates in. Additional awards are as follows:

1. For each obedience class, ribbons will be awarded accordingly: 1st place, 90 % and above; 2nd place, 80 to 89%; 3rd place, 79% and below. Medals awarded in each obedience class, at the discretion of the judges, are: 1 Grand Champion, 1 Reserve Grand Champion, and 1 Champion (15 total, 5 classes). Medalists will be selected from the blue ribbon group.
2. Medals awarded in each showmanship class, at the discretion of the judges, are: 1 Grand Champion, 1 Reserve Grand Champion, and 1 Champion (18 total, 7 classes). Ribbons will be given to the first 10 places.
3. Sub-Novice obedience is scored to 160 possible points with a qualifying score of 140 or above. A high Sub-Novice award will be given. All other obedience classes will be scored to 200 possible points with a qualifying score of 170 or above. A high in trial award will be given to the high score in the regular obedience divisions.
4. **PRE-NOVICE Showmanship class winners do not move up to Junior and do not compete in Round Robin.**
5. A Best Junior Showmanship handler award will be given. The first award winner in each showmanship class is eligible to compete for best Intermediate showmanship handler. The first award winner in each of the three Junior groups advances to his / her perspective open showmanship class.
6. The first award winner in each open showmanship class is then eligible to compete in small animal round robin at the Tulare County Tulare County 4-H Field Day.

### OBEDIENCE

#### **Obedience Classes: All obedience levels dogs must have choke chain and 6 ft leash.**

**Sub-Novice Obedience** - All exercises on a 6-foot leash, heeling, figure eight, recall, stand for examination, 1 minute long sit, and 3 minute long down. Dog has never been shown in Novice obedience at any obedience competition (4-H or other).

1. **Sub-Novice A** - 1st year exhibitor and 1st year dog in project.
2. **Sub-Novice B** - 2nd year and over exhibitor and 1st year dog in project.
3. **Sub-Novice C** - 2nd year exhibitor or higher and 2nd year dog.
4. **Sub Novice D** - 3rd year exhibitor or higher and 3rd year or higher dog not ready for off leash.

**Novice Obedience** - Heel and figure 8 on leash stand for examination, heel free, recall, one-minute long sit, 3 minute long down second or third year dog.

5. **Novice A** - For a dog that is ready to go off lead and the only dog the exhibitor has trained and the member is exhibiting for the first time in a Junior Class.
6. **Novice B** - For a dog that is ready to go off lead and the exhibitor is in their 2nd year or above showing in a Junior Class.
7. **Graduate Novice** - Heel on leash, stand for examination, heel free and figure 8, drop on recall, 3 minute long sit, 5 minute long down out of sight.

**Open Obedience** - Heel free and figure 8, drop on recall, retrieve on a flat, retrieve over high jump, broad jump, 3-minute long sit, 5 minute long down out of sight.

8. **Open A** - For exhibitors who have never progressed beyond open.
9. **Open B** - For exhibitors who are in their 2<sup>nd</sup> year or above showing in an Open Class.
10. **Utility** - Signal exercise, scent discrimination article #1, scent discrimination article #2, directed retrieve, directed jumping, group examination.

## SHOWMANSHIP

11. Pre Novice: Exhibitors in grades 4<sup>th</sup>, 5<sup>th</sup>, and 6<sup>th</sup> who have never shown any Animal species.
12. Novice Junior: Exhibitors in grades 4<sup>th</sup>, 5<sup>th</sup>, and 6<sup>th</sup>.
13. Novice Intermediate: Exhibitors in grades 7<sup>th</sup> and 8<sup>th</sup>.
14. Novice Senior: Exhibitors in 9<sup>th</sup> grade and up.
15. Open Junior: Exhibitors in grades 4<sup>th</sup>, 5<sup>th</sup>, and 6<sup>th</sup> who have won two or more first place awards in competition showing a dog (4-H or other).
16. Open Intermediate: Exhibitors in grades 7<sup>th</sup> and 8<sup>th</sup> who have won two or more first place awards in competition showing a dog (4-H or other).
17. Open Senior: Exhibitors in grades 9<sup>th</sup> grade and up who have won two or more first place awards in competition showing a dog (4-H or other).

NOTE: The first award winner in each showmanship class is eligible to compete for Best Junior Showmanship handler. The first award winner in each of the three Junior groups advances to his/her open showmanship class. The first award winner in each open showmanship class is then eligible to compete in small animal round robin at the Tulare County Tulare County 4-H Field Day. **PRE-NOVICE class winners do not move up to Junior and do not compete in Round Robin.**

## Poultry Division

Chairperson – Monty Newkirk, 559-799-5439

Health Inspection: 7:00 – 8:00 A.M.

All animals must be checked in with department chair by 8:00 A.M.

Judging and Showmanship begin at 9:00 A.M.

Entry Fee: \$3.00/bird

### Order of the Day

<b>7:00 – 8:00 AM</b>	Health Inspection
<b>8:00 AM</b>	<b>All birds checked In with Department Chair</b>
<b>9:00 AM</b>	Showmanship and Judging Presentation of Awards will be ringside (Showmanship winners do Round Robin later)
<b>1:30 PM (EST)</b>	Clean-up of Area (coop cards, feed cups, etc.) and Release of Birds

### Rules

1. Enter birds at your own risk.
2. All birds must pass health inspection prior to entry into barn area. Birds that don't pass must stay out of barn area.
3. Enter birds by Type of Bird, Breed, Variety, Division Number, Class and Leg Band.
4. Classes may be combined if there are less than 3 entries per class.
5. Birds with clipped wings may not be shown.
6. Birds must have the same number on the leg band as on the entry form. Birds without the correct bands will not be cooped or judged.
7. Poultry must be at least 4 months of age to compete.
8. Exhibitor must have a minimum of 60 day ownership of bird to compete.
9. Exhibitor must provide your own feed, and containers for feed and water.

## Poultry Showmanship

### Showmanship Rules:

1. Poultry Showmanship will be held for **PRE-NOVICE** (4<sup>th</sup> - 6<sup>th</sup> graders), whom have never shown any species of animal, before; **JUNIOR** (4<sup>th</sup> - 6<sup>th</sup> graders) - prior experience showing any species; **INTERMEDIATE** (7<sup>th</sup> - 8<sup>th</sup> graders); and **SENIOR** (9<sup>th</sup> grade and up).
2. Poultry must be owned by the exhibitor for a minimum of 60 days, prior to the Tulare County 4-H Field Day. Birds must be entered in the proper division and/or class; or they may not be judged.
3. It is suggested that exhibitors wear their 4-H Uniform for showmanship.
4. 1<sup>st</sup> place winners in Junior, Intermediate and Showmanship are eligible to compete in Round Robin.
5. **PRE-NOVICE class winners do not move up to Junior and do not compete in Round Robin**

## Standard of Perfection

Birds will be judged according to the latest American Poultry Association Standards. Birds not in the APA standard will not be judged. Birds must conform to the color standards. Pigeons will be judged against the American Pigeon Standard.

## Classification of Types of Birds

Standard Chicken; Bantam Chicken; Waterfowl (Ducks) – Heavy, Medium, Light Weight, Bantam; Geese; Turkey; Game Bird; Pigeon

## Chickens

**Class 1** –Cock (over 1 year)  
**Class 2**- Hen (over 1 year)

**Class 3** -Cockerel (under 1 year)  
**Class 4** -Pullet (under 1 year)

## Standard Breeds

## Utility Class

### Division:

**702** Feed Store Utility Birds

Utility birds include Amercauna, Rhode Island Red, New Hampshire, etc. These birds are not true show birds, but they are useful for eggs and meat.

## American Breeds

### Division:

**703** Dominiques

**704** Plymouth Rocks – ASV\*

**705** Wyandottes - ASV

**706** Rhode Island Reds - Single or Rose Comb

**707** Jersey Giants - ASV

**708** New Hampshire – True show type only

**709** Other American Breeds/ Identify Breed, ie. Buckeye (True show type only)

**Asiatic Breeds**

**Division:**

- 715 Brahmas-ASV
- 716 Cochins-ASV
- 717 All Other Asian Breeds

**English Breeds**

**Division:**

- 720 Australorps
- 721 Cornish-ASV
- 722 Orpingtons-ASV
- 723 All Other English Breeds/ Identify

**Mediterranean Breeds**

**Division:**

- 726 Leghorns-ASV
- 730 Any Other Mediterranean Breed/Identify

**Continental**

**Division:**

- 732 Polish – ASV (Bearded or Non-Bearded)
- 733 Lakenvelders
- 737 Any Other Continental Breed/Identify

**All Other Standard Oriental Breeds**

**Division:**

- 740 Sumatras, Yokohama, Asseel/Shamos, Cubalaya, Phoenix, etc.

**All Other Standard Game Breeds**

**Division:**

- |                       |  |
|-----------------------|--|
| 744 Old English Game  | 747 Araucanas (True rumples only)  |
| 745 American Game     | This class is <u>not</u> for Americaunas   |
| 746 Modern Game – ASV | 748 All Other Standard Breeds (Frizzles, Naked Necks, Sultans, etc.) Identify breed and variety) |

**Bantam Breeds**

(Miniature size-Approximately ¼ Standard Size)

**Game Bantams**

**Division:**

- 750 Modern Game Bantams - ASV
- 751 Old English Game Bantams - Black Breasted Red
- 752 Old English Game Bantams - ASV

**Single Comb Clean Legged (SCCL) other than Game Bantams**

**Division:**

- 753** White Leghorn Bantams – ASV
- 754** Japanese Bantams - ASV
- 755** Rhode Island Red Bantams (Single or Rose Comb)
- 756** Plymouth Rock Bantams - ASV
- 757** Any Other Single Comb Clean Legged Bantam Breed

**Rose Comb Clean Legged Bantams (RCCL)**

**Division:**

- 782** Antwerp Belgians – Any Variety
- 785** Rosecombs – Any Variety
- 788** Wyandotte Bantams – Any Variety
- 790** Any Other Rose Comb Clean Legged Bantam Breed

**All Other Combs Clean Legged Bantams (AOCCL)**

**Division:**

- 795** Any Other Comb Clean Legged Bantam (Ameraucana, Cornish, Sumatra, etc.)

**Feather Legged Bantams (FLB)**

**Division:**

- 804** Cochins - ASV
- 807** Silkies (Bearded or Non-Bearded) - ASV
- 808** Any Other Feather Legged Bantam Breed

\* Assorted Varieties

**Ducks**

- Class 1** Old Drake/1 yr & over
- Class 2** Old Duck/1 yr & over
- Class 3** Young Drake/Under 1 yr
- Class 4** Young Duck/Under 1 yr.

**Division:**

- 900** Heavy Weight Breeds – (i.e., Muscovies, Rouens, Aylesbury, etc.)
- 901** Medium Weight Breeds – (i.e., Buff, Cayuga, etc.)
- 902** Light Weight Breeds (i.e. Khaki Campbells, Magpies, Runners, etc.)
- 903** Bantam Breeds (i.e., Mallards, Calls, etc.)

**Geese**

- Class 1** - Old Gander /1 yr & over
- Class 2** - Old Goose/1yr & over
- Class 3** - Young Gander/Under 1 yr
- Class 4** - Young goose/ Under1 yr

**Division 920 – Geese, All Breeds**

**Turkeys**

- Class 1** – Yearling Tom/1 yr under 2 yr
- Class 2** – Yearling Hen/1 yr under 2 yr
- Class 3** – Young Tom/Under 1 yr
- Class 4** – Young Hen/Under 1 yr

**Division 930 – Turkeys, All Breeds**

## Pheasants and Game Type Fowl

- Division 950** Pheasants (require special pens & handling)  
**Division 990** Quail (any other recognized game type fowl)

## Pigeons

- Class 1** - Old Cock, 1 year & older  
**2** - Old Hen, 1 year & older  
**3** - Young Cock, current year hatch - 2008  
**4** - Young Hen, current year hatch - 2008

**Division 995** – Racing, Utility, or Fancy Breeds

Standard of Perfection - All Divisions: All birds will be judged in accordance with the latest standards adopted by the leading specialty clubs in America. Where no American standard is in vogue, the latest European standard will be used. Only recognized colors shall be considered in Any Color (A.C.) or Any Other Color (A.O.C.) divisions.

1. All young birds must be identified by a serial numbered, current year, seamless leg band of correct size conforming with the entry form on arrival at the TC 4H Field Day. Old birds must have seamless, prior year, serial numbered bands conforming with the entry form.
2. Birds will be shown and judged in the proper divisions and class for breed, variety, age, and sex.
3. A judge may excuse a bird from competition if it appears to be fatigued or out of condition.
4. The department chairperson has the right to cancel or combine classes if there are insufficient entries.

## Pygmy Goat Department

Chairperson – Merri Larson 559-784-5053

Entry Fee: \$7.00/head

Health Inspection: 7:00 – 8:00 A.M.

All animals must be checked in with department chair by 8:00 A.M.

Showmanship and Judging begin at 9:00 A.M.

Exhibitor must be enrolled in 4-H Pygmy Goat Project and have ownership of the animal a minimum of 60 days prior to TC 4H Field Day. **All animals must pass health inspection before entering the barn and show area.** Registered animals must show proof of registration. Exhibitor's name must be listed as the sole owner on the registration papers. Does and offspring that have been duly recorded with the NPGA **MUST** be entered in the Registered Division only. Classes may be combined at the discretion of the department chairperson if minimum entries are not received. No male breeding animals may be entered. Goats do not have to be dehorned. All goats must be tattooed or micro chipped. Goats are to be shown in BLACK nylon collars with BLACK nylon 12" Lead Strap.

**DIVISION 70**      **Grade Does**  
**DIVISION 71**      **Registered Does**

### Classes

1. Intermediate Kid - 0 to 3 months
2. Intermediate Kid - 4 - 7 months
3. Senior Kid - 8 - 11 months
4. Intermediate Yearling - 12-17 Months Never Freshened
5. Senior Yearling – 18 – 23 Months Never Freshened
6. **Champion Class**
7. Freshened Yearling\* - 1 year, under 2 years (freshened)
8. 2 year old - 2 years, under 3 years
9. 3 year old - 3 years, under 4 years
10. 4 years & older - 4 years and over
11. **Senior Champion Class**
12. **Grand Champion Class**

**DIVISION 72            Wether**  
**Classes**

1. Under 1 year
2. 1 -2 years
3. 3 years and older
4. **Grand Champion Class**

**DIVISION 74            Get of Sire1**

(Two goats sired by the same buck. Wethers or does, judged on breed characteristics and quality) – no entry fee.

**Classes**

- 1 Registered and Grade

**DIVISION 73            Daughter and Dam Class**

(A Dam and her daughter judged with emphasis on improvements or maintaining quality breed characteristics) – no entry fee.

**Classes**

- 1 Registered and Grade

**Pygmy Goat Club Groups**

**Group Entries – No Fee**

(Each Club is limited to one group - Make entry under Club Name only)

**DIVISION 75-** Club Group of Three Does

**Class 1** Three goats shown previously as individuals, owned by members of the same club, no more than 2 owned by one individual.

**Pygmy Goat Showmanship**

Pre-entry Required - No Entry Fee

**A member, leader, or parent may assist in grooming an animal - but the exhibitor must be present.** Class winners do not advance to the next class. **PRE-NOVICE class winners do not move up to Junior and do not compete in Round Robin.** All other first place winners in Showmanship are expected to compete in the Small Animal Round Robin Contest (Time TBA). Alternates must be approved by Department Chairperson, Tulare County 4-H Field Day/Livestock Coordinator, and/or Ag Advisory Board.

**DIVISION 76** Pygmy Goat Showmanship

- Class 1** Seniors (9<sup>th</sup> Grade & Above)
- 2 Intermediates (7<sup>th</sup> & 8<sup>th</sup> Grade)
  - 3 Junior (4<sup>th</sup> through 6<sup>th</sup> Graders that have show ring experience)
  - 4 Pre-Novice (4<sup>th</sup> through 6<sup>th</sup> Graders who have never shown before a judge with any animal species)

## Rabbit Department

Chairperson – James Searcy, 559-361-7945

Health Inspection: 7:00 – 8:00 A.M.

All animals must be checked in with department chair by 8:00 A.M.

Showmanship and Judging begin at 9:00 A.M.

Entry Fee: \$3.00

Rules for judging will be based on American Rabbit Breeder's Association (ARBA), however, this is not an official ARBA sanctioned show.

1. Any breed of rabbit may be entered. Enter all rabbits by breed, age (at time of showing), sex and color.
2. All rabbits must have a permanent tattoo in the left ear. Each tattoo or letter must be different. You may not exhibit two rabbits with the same tattoo. See your rabbit leader for information on how to tattoo.
3. Use a separate line on the entry blank for each rabbit. List rabbits of the same breed together. Use separate entry sheet for each exhibitor.
4. Does over 2 weeks pregnant at the time of TC 4H Field Day, should not be entered.
5. There is no doe and litter class.
6. ARBA classes will be followed, however, some or all colors within a breed may be combined depending on the number of entries.
7. All ARBA disqualifications and eliminations will be followed including breed weight limits.
8. The Tulare County 4-H Field Day not responsible for death, injury, or loss of rabbits while on exhibit during the TC 4H Field Day.
9. Each exhibitor is to be the bona fide owner of his/her rabbits, 30 days prior to Tulare County 4-H Field Day.
10. Exhibitors are responsible for transporting their own rabbits to the judging table.
11. The ARBA does not recognize crossbred utility animals and any judge approved by the ARBA will not judge them. You may exhibit your utility animals; they will be judged by a volunteer judge. Enter rabbits by age and sex.
12. Entries must be part of a supervised 4-H Club Rabbit project.
13. Changes allowed up to 1 week prior to the show. No changes allowed after that date

## Rabbit Meat Pens

Meat pens shall consist of 3 rabbits of one breed and color, not over 69 days old and not over 5 lbs each.

## Rabbit Classes

All Breeds (including those not listed) will follow ARBA weight limits

### Lightweight Breeds

Senior Buck - 6 months and over  
Senior Doe - 6 months and over  
Intermediate Buck - under 6 months  
Intermediate Doe - under 6 months

### Heavyweight Breeds

Senior Buck - 8 months and over  
Senior Doe - 8 months and over  
Intermediate Buck - 6-8 months  
Intermediate Doe - 6-8 months  
Intermediate Buck - under 6 months  
Intermediate Doe - under 6 months  
Pre-Intermediate Buck - under 3 months  
Pre-Intermediate Doe - under 3 months

All breeds will follow the ARBA weight and age limits. For age specifications and weights please see ARBA Standard of Perfection book, the ARBA website at [www.arba.net](http://www.arba.net), your rabbit's specialty group, or your rabbit leader for correct weights. Any rabbit over or under weight will be disqualified from competition.

## Rabbit Showmanship

Pre-Entry Required - No Entry Fee

1. PRE-NOVICE (4<sup>th</sup> - 6<sup>th</sup> graders - never shown before)
2. JUNIOR (4<sup>th</sup> - 6<sup>th</sup> graders - prior experience)
3. INTERMEDIATE (7<sup>th</sup> & 8<sup>th</sup> graders)
4. SENIOR (9<sup>th</sup> grade & up)

Pre enter on entry form. Only members exhibiting rabbits in the Tulare County 4-H Field Day are eligible to compete in showmanship classes. Showmanship rabbit must be the same animal entered in classes. Rabbits disqualified in regular classes are eligible for showmanship, unless contagious disease.

1. It is suggested that 4-H Uniform be worn for showmanship. Showmanship will be the same day as the rabbit show.
2. You must use your own rabbit for showmanship.
3. Awards will be given after Best of Show and Best Reserve are named.
4. 1<sup>st</sup> place winner in Junior, Intermediate and Senior are eligible to compete in Round Robin.
5. **PRE-NOVICE class winners do not move up to Junior and do not compete in Round Robin**

## Cavy Classes

Entry Fee: \$3.00/head

Health Inspection: 7:00 – 8:00 A.M.

All animals must be checked in with department chair by 8:30 A.M.

Judging and Showmanship begin at 9:00 A.M.

The guidelines in the Cavy Project Manual will be followed. The American Cavy Breeders Association (ACBA) rules are followed.

All cavy exhibitors will indicate breed, variety, color, age and weight on entry form. Classes are as follows:

- Class 1** Senior Boar – over 32 oz.  
**Class 2** Intermediate Boar – Animals with a minimum weight of 21 oz. up to and including 32 oz.  
**Class 3** Intermediate Boar – Animals with a minimum weight of 12 oz. up to and including 22 oz.  
**Class 4** Senior Sow – over 32 oz.  
**Class 5** Intermediate Sow - Animals with a minimum weight of 21 oz. up to and including 32 oz.  
**Class 6** Intermediate Sow - Animals with a minimum weight of 12 oz. up to and including 22 oz.

## Cavy Showmanship

Pre Entry Required – No Entry Fee

1. PRE-NOVICE (4<sup>th</sup> - 6<sup>th</sup> graders - never shown before)
2. JUNIOR (4<sup>th</sup> - 6<sup>th</sup> graders - prior experience)
3. INTERMEDIATE (7<sup>th</sup> & 8<sup>th</sup> graders)
4. SENIOR (9<sup>th</sup> grade & up)

Pre-enter on entry form. Only members exhibiting Cavy in the TC Field Day are eligible to compete in showmanship classes. Showmanship rabbit must be the same animal entered in classes. Cavy disqualified in regular classes are eligible for showmanship, unless contagious disease.

1<sup>ST</sup> place winner in Junior, Intermediate, and Senior are eligible to compete in Round Robin. **PRE-NOVICE class winners do not move up to Junior and do not compete in Round Robin.**

It is suggested that 4-H Uniform be worn for showmanship. Showmanship will be the same day as the Cavy show. You must use your own Cavy for showmanship. Awards will be given after Best of Show and Best Reserve are named.

**Rabbit/Cavie  
Exhibition Classes**

No Entry Fee

Rabbit Costume Class – Dress up your rabbit or cavy in your favorite costume design! Win prizes for the following categories: 1. Too Cute. 2. Silliest. 3. Favorite Character. 4. Most Memorable. 5. Most Precious. 6. Judges Favorite. 7. Best Dressed Couple (2 animals). 8. Most Original. 9. Cutest Couple – Animal and Owner. 10. Best Animal Owner Look Alike. 11. Honorable Mention.

**Small Animal Round Robin**

Chairperson: Monty Newkirk, 559-799-5439

Contestant is to have won his/her showmanship class in Dog, Poultry, Pygmy Goat, or Rabbits. In order to qualify, each specie of showmanship must have a minimum of two participants. Only first place winners are to compete. This includes Junior, Intermediates and Seniors. Event will occur following all small animal classes on Saturday, April 14, 2012.

Department chairs are responsible for securing animals needed to complete the classes **PRE-NOVICE class winners do not move up to Junior and do not compete in Round Robin. Round Robin exhibitors will not be allowed to show their own animals. It is the responsibility of the department chairs to select and provide the contest animals.** Contestants will show all 5 species of animals. Maximum points that can be accumulated: 500.



## Entry Forms

- **Fashion Review**
  - **Commentary Card**
  - **Participant Form**
  - **Supplemental Traditional**
  - **Supplemental Recycled**
  - **Supplemental Consumer Science**
  - **Supplemental Wearable Art**
  - **Supplemental Challenge**
- **4-H Presentation Day**
- **Primary (Mini) Member**
- **Dairy Food Science Skill-a-Thon**
- **Table Setting Functional**
- **Table Setting Exhibition**
- **Indoor Entry per project**
- **Group Indoor Exhibit**
- **Dog Achievement**
- **Poultry & Pigeon**
- **Rabbit/Cavy**
- **Pygmy Goat**





## 4-H Fashion Revue Participant Form

Please type or print clearly and completely. Every question is important!

Name \_\_\_\_\_

Mailing Address \_\_\_\_\_

City, State, and Zip \_\_\_\_\_

Phone Number (\_\_\_\_\_) \_\_\_\_\_ Email \_\_\_\_\_

Parents' or Guardians' Complete Names \_\_\_\_\_

4-H Club \_\_\_\_\_

Years in Clothing and Textiles Project: \_\_\_\_\_

Years in 4-H \_\_\_\_\_ Gender: \_\_\_\_\_ male \_\_\_\_\_ female  
(Note: Include current year.)

\_\_\_\_\_ Member Signature \_\_\_\_\_ Parent Signature

\_\_\_\_\_ Project Leader Signature

<p><b>Division: Age as of 12/31/10</b></p> <p>Primary (Mini) Member</p> <p>_____ 9 – 11 Junior</p> <p>_____ 12 – 13 Intermediate</p> <p>_____ 14 up Senior</p>	<p style="text-align: center;"><b>Category for outfit created by participant</b></p> <p>_____ Traditional</p> <p>_____ Consumer Science-Purchased – Not to exceed \$150.00</p> <p>_____ Recycled - 50% of garment created by the entrant</p> <p>_____ Wearable Art Embellished Clothing</p> <p>_____ Make Fashion Cents Challenge</p>
--	---

Brief description of garment you have entered: \_\_\_\_\_

\_\_\_\_\_

\_\_\_\_\_

\_\_\_\_\_

**All categories: Please include the specific Supplemental Entry Form for your category**

**No faxed, phone called or late entries or commentary cards will be accepted.**

**This entry form, supplemental entry forms, and the commentary card must be returned or postmarked by March 28, 2012 to:**

<b>4-H FASHION REVUE 4437-B S. LASPINA ST. TULARE, CA 93274</b>
---

## 4-H Fashion Revue Supplementary Entry Form Traditional

Name: \_\_\_\_\_ Club \_\_\_\_\_

Garment: \_\_\_\_\_

Pattern Company: (McCall's, Simplicity, Vogue etc.) \_\_\_\_\_ Number \_\_\_\_\_

Fabric Content	Color(s)	Details (used for)
_____	_____	_____
_____	_____	_____
_____	_____	_____

Total Cost of Garment (include interfacing, buttons, trim, etc.) \$ \_\_\_\_\_

Cost of Accessories \$ \_\_\_\_\_ Value of comparable ready-to-wear garment \$ \_\_\_\_\_

- Attach:
1. The pattern envelope picture (photocopy okay) of your outfit/garment or draw a picture of it.
  2. A 2" x 3" swatch of fashion fabric(s) used in your garment followed by lining and interfacing. Identify how each fabric was used.

Did you purchase any portion of your garment except for the fabric, thread etc? \_\_\_ Yes \_\_\_ No  
If yes, tell what: \_\_\_\_\_

\_\_\_\_\_

\_\_\_\_\_

\_\_\_\_\_

\_\_\_\_\_

\_\_\_\_\_

\_\_\_\_\_

\_\_\_\_\_

\_\_\_\_\_

\_\_\_\_\_

\_\_\_\_\_



**4-H Fashion Revue  
Supplementary Entry Form  
Recycled Garment**

Recycled Garments must show 50% change in construction

Name \_\_\_\_\_ Club \_\_\_\_\_

Attach: 1. Before and after photos of your garment.

2. Swatch of each fabric used.



Original Garment \_\_\_\_\_  
Value \_\_\_\_\_

Recycled Garment \_\_\_\_\_  
Value \_\_\_\_\_

Where did you obtain the original garment?

What did you do to redesign the garment?



**4-H Fashion Revue  
Supplementary Entry Form  
Wearable Art (Embellished)**

Name \_\_\_\_\_ Club \_\_\_\_\_

Check one: \_\_\_\_\_ Shirt (T, Sweat, Dress) \_\_\_\_\_ Skirt \_\_\_\_\_ Pants \_\_\_\_\_

Other \_\_\_\_\_ (Identify) \_\_\_\_\_

Describe the design or embellishments \_\_\_\_\_

---

---

---

---

---

---

---

Describe the techniques used (eg. paints, sequins) \_\_\_\_\_

---

---

---

---

---

Cost of Garment \_\_\_\_\_ Cost of Embellishment \_\_\_\_\_

Attach 2 Photos of garment (before and after embellishment)

**4-H Fashion Revue  
Supplementary Form  
\$19 Challenge**

Name \_\_\_\_\_ Club \_\_\_\_\_

Item Purchased	Where Purchased	Cost Value
_____	_____	_____
_____	_____	_____
_____	_____	_____
_____	_____	_____
_____	_____	_____
_____	_____	_____
_____	_____	_____
_____	_____	_____
_____	_____	_____
_____	_____	_____

Total Cost & Value \$\_\_\_\_\_ \$\_\_\_\_\_

How these purchases will be used with my pre-existing wardrobe pieces:  
\_\_\_\_\_  
\_\_\_\_\_

Description of shopping experience and consumer science skills used  
\_\_\_\_\_  
\_\_\_\_\_

**Attach**

- Receipts for all items showing except shoes
- Color photograph(s) showing the member wearing all items in the outfit. One photograph must be full length.
- The commentary

**4-H Fashion Revue  
Information Form  
Tote Bag Pattern Challenge**

**Name** \_\_\_\_\_ **Club** \_\_\_\_\_

Description of Tote Bag

---

---

Description of special features

---

---

Description of activity this Tote Bag will be used for

---

Difficulties or hurdles encountered during construction

---

Materials used (fabric, trim, buttons, etc.)

---

---

Cost to create Tote Bag \$ \_\_\_\_\_ Value if purchased \$ \_\_\_\_\_

Describe outfit worn which coordinates with the Tote Bag

---

---

List accessories used:

---

Attach

- A close-up color photograph of the Tote Bag
  
- Front and back full length color photographs of the member with the Tote Bag, wearing the outfit being entered

## 2011 4-H Presentation Day Entry Form

*Due or postmarked no later than March 28, 2012*

(Duplicate this form as needed)

4-H Club \_\_\_\_\_ Contact \_\_\_\_\_ Phone \_\_\_\_\_

\_\_\_\_\_, 4-H Member is presenting for the Dairy Foods Science Skill-a-Thon.

4-H Members Name

- Member enters as an individual or team
- Cannot enter same category twice regardless if entering as an individual or part of a team
- Mini Members may enter one category only.
- 7<sup>th</sup> grade & above may also participate in Impromptu Speech, Problem Solving, and Interviews.
- Please Print Clearly!

Presentation Type	Title	Member (s)	Age	Grade
1.		1.		
		2.		
		3.		
		4.		
2.		1.		
		2.		
		3.		
		4.		
3.		1.		
		2.		
		3.		
		4.		

**Select Presentation Types from the list below:**

1. Demonstration
2. Illustrated Talk
3. Scientific Demonstration
4. Scientific Illustrated Talk
5. Educational Display
6. Prepared Speech
7. Impromptu Speech (7<sup>th</sup> grade & above, only)
8. Interpretive Reading
9. Share the Fun
10. Audio-Visual Presentation
11. Problem Solving (7<sup>th</sup> grade & Up Only)
12. Cultural Arts
13. Interviews (7<sup>th</sup> grade & above, only)
14. Dairy Foods Skill-a-Thon Demonstration or Illustrated Talk
15. Dairy Foods Skill-a-Thon Educational Display

**For Cultural Arts please circle type of presentation:**

**Musical – Reading – Dance - Skit**

**Length of Presentation \_\_\_\_\_ Minutes**

\_\_\_\_\_ Please check here if you will require any accommodations in order to participate in this 4-H Youth Development Program Event. List the participant's name and accommodations needed here:

\_\_\_\_\_



# DAIRY FOODS SCIENCE SKILL-A-THON ENTRY FORM

Entry form & fees due postmarked no later than March 28, 2012 to:  
Tulare County 4-H Field Day 4437-B S. Laspina St., Tulare, CA 93274

Exhibitor's Name \_\_\_\_\_ Club \_\_\_\_\_

Year in Foods-Nutrition Project \_\_\_\_\_ Phone \_\_\_\_\_

Grade Division (check one)  4<sup>th</sup> – 6<sup>th</sup> grade  7<sup>th</sup> – 8<sup>th</sup> grade  9<sup>th</sup> grade & above

Project Leader's Name \_\_\_\_\_

Project Leader's Signature \_\_\_\_\_

Address \_\_\_\_\_

City \_\_\_\_\_ Zip \_\_\_\_\_

Phone \_\_\_\_\_

## DAIRY FOODS PROMOTION

ITEM DESCRIPTION	CLASS #	AWARD
1.		
2.		

## DAIRY FOODS SCIENCE EDUCATIONAL DISPLAY

ITEM DESCRIPTION	AWARD
1.	

## DAIRY FOODS SCIENCE SHOWMANSHIP

ITEM DESCRIPTION	AWARD
1. Exhibitor Interview	

Please check here if a youth will require a disability accommodation in order to participate in this 4-H Youth Development Program Event. List the participant's name and the accommodation needed here:

\_\_\_\_\_

## Table Segment - Functional

No faxes or phone entries accepted

Entry form & fees due postmarked no later than  
 March 28, 2012 to: Tulare County 4-H Field Day  
 4437-B S. Laspina St., Tulare, CA 93274

Table Segments Activity

**FUNCTIONAL**

Club \_\_\_\_\_  
 Community Club Leader's Name \_\_\_\_\_  
 Community Club Leader's Signature \_\_\_\_\_  
 Address \_\_\_\_\_  
 City \_\_\_\_\_ Zip \_\_\_\_\_  
 Phone \_\_\_\_\_

**Grade** (check one) Class  
 Use **one** form per Class per activity  
 Class:  
 4<sup>th</sup>– Class I  
 5<sup>th</sup>, and 6<sup>th</sup> grade – Class II  
 7<sup>th</sup> & 8<sup>th</sup> grade – Class III  
 9<sup>th</sup> grade & above – Class IV

**Entry Fees: \$2.00 per individual entry/item**

IN	SIGN OUT	EXHIBITOR'S NAME (alphabetize by last name)	AGE	GRADE	THEME	FUNCTIONAL CLASS (check one)				AWARD	ENTRY FEE	
						I	II	III	IV			
		1										
		2										
		3										
		4										
		5										
		6										
		7										
		8										
		9										
<b>Make Check payable to TULARE CO 4-H LEADER COUNCIL</b>			<b>TOTAL AMOUNT ENCLOSED.....</b>									

**Additional Assistance Needed for Indoor Building:** Each club must provide at least one person for every 10 items entered to assist with clerking, registration, set-up, releasing of items, and displaying. List names below:

Name	Mailing Address	Phone#	Name	Mailing Address	Phone
1. _____	_____	_____	2. _____	_____	_____

Please check here if a youth will require a disability accommodation in order to participate in the 4-H Youth Development Program Event. List the participant's name and the accommodation needed here: \_\_\_\_\_

## Table Segment - Exhibition

No faxes or phone entries accepted

Entry form & fees due postmarked no later than  
**March 28, 2012 to: Tulare County 4-H Field Day**  
**4437-B S. Laspina St., Tulare, CA 93274**

Table Segments Activity:

**EXHIBITION**

Club \_\_\_\_\_  
 Community Club Leader's Name \_\_\_\_\_  
 Community Club Leader's Signature \_\_\_\_\_  
 Address \_\_\_\_\_  
 City \_\_\_\_\_ Zip \_\_\_\_\_  
 Phone \_\_\_\_\_

**Grade** (check one) Class  
 Use **one** form per Class per activity  
 Class:  
 4<sup>th</sup>, 5<sup>th</sup>, and 6<sup>th</sup> grade – Class I  
 7<sup>th</sup> & 8<sup>th</sup> grade – Class II  
 9<sup>th</sup> grade & above – Class III  
**Entry Fees: \$2.00 per individual entry/item**

IN	SIGN OUT	EXHIBITOR'S NAME (alphabetize by last name)	AGE	GRADE	THEME	EXHIBITION CLASS (check one)			AWARD	ENTRY FEE
						I	II	III		
		1								
		2								
		3								
		4								
		5								
		6								
		7								
		8								
		9								
		10								
<b>Make Check payable to TULARE CO 4-H LEADER COUNCIL</b>						<b>TOTAL AMOUNT ENCLOSED .....</b>				

**Additional Assistance Needed for Indoor Building:** Each club must provide at least one person for every 10 items entered to assist with clerking, registration, set-up, releasing of items, and displaying. List names below:

Name	Mailing Address	Phone	Name	Mailing Address	Phone
1. _____	_____	_____	2. _____	_____	_____

Please check here if a youth will require a disability accommodation in order to participate in the 4-H Youth Development Program Event. List the participant's name and the accommodation needed here:

## Indoor Entry Form

(For All Indoor Projects and 4-H "How To" Display)

**Note: Table Segments Categories and Group Exhibits have their own forms**

Entry form & fees due postmarked no later than  
 March 28, 2012 to: Tulare County 4-H Field Day  
 4437-B S. Laspina St., Tulare, CA 93274

Project \_\_\_\_\_ or (check) \_\_\_\_\_ "How To" Project  
 Display \_\_\_\_\_  
 Club \_\_\_\_\_  
 Project Leader's Name \_\_\_\_\_  
 Project Leader's Signature \_\_\_\_\_  
 Address \_\_\_\_\_  
 City \_\_\_\_\_ Zip \_\_\_\_\_  
 Phone \_\_\_\_\_

**Grade** (check one)  
 Use **one** form per Division per activity  
 Divisions:  
 4<sup>th</sup>, 5<sup>th</sup>, and 6<sup>th</sup> grade  
 7<sup>th</sup> & 8<sup>th</sup> grade  
 9<sup>th</sup> grade & above

---

**Entry Fees: \$2.00 per individual entry/item**

IN	SIGN OUT	EXHIBITOR'S NAME (alphabetize by last name)	YEAR IN PROJECT	AGE	GRADE	ITEM DESCRIPTION	CLASS NUMBER (If Applicable)	AWARD	ENTRY FEE	
		1								
		2								
		3								
		4								
		5								
		6								
		7								
		8								
		9								
		10								
<b>Make check payable to TULARE CO 4-H LEADER COUNCIL</b>			<b>TOTAL AMOUNT ENCLOSED .....</b>							

**Additional Assistance Needed for Indoor Building:** Each club must provide at least one person for every 10 items entered to assist with clerking, registration, set-up, releasing of items, and displaying. List names below:

Name	Mailing Address	Phone	Name	Mailing Address	Phone
1. _____	_____	_____	2. _____	_____	_____

Please check here if a youth will require a disability accommodation in order to participate in the 4-H Youth Development Program Event. List the participant's name and the accommodation needed here: \_\_\_\_\_

## Group Indoor Entry

**(For All Indoor Group Exhibits)**

**Note: Indoor Projects and 4-H "How To" Display have their own forms**

**No Faxes or Phone entries accepted**

**Entry form & fees due postmarked no later than March 28, 2012 to: Tulare County 4-H Field Day 4437-B S. Laspina St., Tulare, CA 93274**

Project \_\_\_\_\_  
 Club \_\_\_\_\_  
 Project Leader's Name \_\_\_\_\_  
 Project Leader's Signature \_\_\_\_\_  
 Address \_\_\_\_\_  
 City \_\_\_\_\_ Zip \_\_\_\_\_  
 Phone \_\_\_\_\_

Divisions:  
 1 - 4<sup>th</sup>, 5<sup>th</sup>, and 6<sup>th</sup> grade  
 2 - 7<sup>th</sup> & 8<sup>th</sup> grade  
 3 - 9<sup>th</sup> grade & above

**Entry Fees: \$2.00 per individual entry/item**

IN	SIGN OUT	GROUP EXHIBITOR'S NAME (alphabetize by last name)	GROUP ITEM DESCRIPTION	DIVISION # (See Above)	AWARD	ENTRY FEE/ EXHIBITOR
		Group 1-A				
		B				
		C				
		D				
		D				
		Group 2-A				
		B				
		C				
		D				
		E				
<b>Make Check payable to TULARE CO 4-H LEADER COUNCIL</b>			<b>TOTAL AMOUNT ENCLOSED .....</b>			

**Additional Assistance Needed for Indoor Building:** Each club must provide at least one person for every 10 items entered to assist with clerking, registration, set-up, releasing of items, and displaying. List names below:

Name	Mailing Address	Phone	Name	Mailing Address	Phone
1. _____	_____	_____	2. _____	_____	_____

Please check here if a youth will require a disability accommodation in order to participate in the 4-H Youth Development Program Event. List the participant's name and the accommodation needed here: \_\_\_\_\_

## 4-H DOG CARE AND TRAINING PROJECT ACHIEVEMENT DAY ENTRY FORM

EXHIBITOR'S NAME \_\_\_\_\_ CLUB \_\_\_\_\_ YR IN PROJECT \_\_\_\_\_

### List Dogs entering and Obedience Level

Dog Name \_\_\_\_\_ Obedience Level \_\_\_\_\_

Dog Name \_\_\_\_\_ Obedience Level \_\_\_\_\_

Dog Name \_\_\_\_\_ Obedience Level \_\_\_\_\_

Dog Name \_\_\_\_\_ Obedience Level \_\_\_\_\_

**Please list each dog name and class on separate lines. If one dog is in multiple classes list each class for that dog on separate lines.**

NAME OF DOG	SEX	Height	CLASS Number

Please check here if you will require a disability accommodation in order to participate in this 4-H Youth Development Program Event. List the participant's name and the accommodation needed here:

\_\_\_\_\_

\_\_\_\_\_

\_\_\_\_\_

\_\_\_\_\_

\_\_\_\_\_

**\$7.00 PER DOG  
TOTAL AMOUNT  
ENCLOSED: \_\_\_\_\_**

**Make check payable to: Tulare County 4-H Leader Council**

The undersigned verify that the dog(s) listed above is current on its vaccinations for DHLPP and RABIES.

SIGNATURE OF PARENT \_\_\_\_\_ DATE \_\_\_\_\_

SIGNATURE OF PROJECT LEADER \_\_\_\_\_ DATE \_\_\_\_\_

SIGNATURE OF EXHIBITOR \_\_\_\_\_ DATE \_\_\_\_\_

SIGNATURE OF COMMUNITY CLUB LEADER \_\_\_\_\_ DATE \_\_\_\_\_

**(This Verifies member is in good standing with 4-H Club)**

**ENTRY FORM DUE OR POSTMARKED BY March 28, 2012, TO:**

TULARE COUNTY 4-H FIELD DAY ENTRIES  
4437-B S. LASPINA STREET, TULARE, CA 93274

# POULTRY AND PIGEON ENTRY FORM

Received on Date: \_\_\_\_\_

EXHIBITOR'S NAME: \_\_\_\_\_ Date of Birth: \_\_\_\_\_ Grade \_\_\_\_\_

ADDRESS: \_\_\_\_\_

PHONE: \_\_\_\_\_ CLUB: \_\_\_\_\_

PROJECT LEADER'S SIGNATURE: \_\_\_\_\_ Date: \_\_\_\_\_

Entry form & fees due or postmarked by March 28,  
2012 to: Tulare County 4-H Field Day Entries  
4437-B S. Laspina St., Tulare, CA 93274

**ENTRY FEES: \$3.00 PER BIRD**

Type of Bird	Breed	Variety	Div #	Class	Age/Sex	Leg Band	Entry Fee
<b>TOTAL AMOUNT ENCLOSED</b>							
<b>Make checks payable to:</b>							
<b>Tulare County 4-H Leader Council</b>							

**Must Pre-Enter Showmanship:** \_\_\_\_\_ Pre-Novice 4-6 Grade (never shown)  
 \_\_\_\_\_ Novice 4-6 Grade  
 \_\_\_\_\_ Junior 7-8 Grade  
 \_\_\_\_\_ Senior 9 Grade & Up

Please check here if a youth will require a disability accommodation in order to participate in this 4-H Youth Development Program Event. List the participant's name and the accommodation needed here:

\_\_\_\_\_

\_\_\_\_\_

\_\_\_\_\_

## RABBIT ENTRY FORM

Exhibitor's Name: \_\_\_\_\_

Received on Date: \_\_\_\_\_

Date of Birth: \_\_\_\_\_ Grade: \_\_\_\_\_

Address: \_\_\_\_\_ Phone: \_\_\_\_\_

City: \_\_\_\_\_ Zip: \_\_\_\_\_

Club: \_\_\_\_\_

Project Leader's Signature: \_\_\_\_\_

**Entry form & fees due or postmarked by March 28, 2012 to: Tulare County 4-H Field Day Entries 4437-B S. Laspina St., Tulare, CA 93274**

Tattoo/Ear#	Breed	Color/Variety	Age	Sex	Fee
A13	Mini Rex (example)	White	Junior	Buck	\$3.00
<b>Costume Class</b>	Check One: Yes _____ No _____				No Fee
<b>Total Entry Fees: \$</b>					

**Showmanship: Must Pre-Enter**

- \_\_\_\_\_ Pre-Novice 4-6<sup>th</sup> Grade (Never shown)
- \_\_\_\_\_ Novice 4-6<sup>th</sup> Grade
- \_\_\_\_\_ Junior 7-8<sup>th</sup> Grade
- \_\_\_\_\_ Senior 9<sup>th</sup> Grade and up

**Total Amount Enclosed:**  
\$ \_\_\_\_\_

<b>Entry Fees:</b> \$3.00 per each rabbit \$3.00 per meat pen (of 3)	<b>Make Check Payable to:</b> <b>Tulare County 4-H Leader Council</b>
--	--

\_\_\_\_\_ Please check here if a youth will require any a disability accommodations in order to participate in this 4-H Youth Development Program Event. List the participants name and accommodations needed here:

THIS FORM MAY BE PHOTOCOPIED

## PYGMY GOAT ENTRY FORM

Received on Date: \_\_\_\_\_

Exhibitors Name \_\_\_\_\_ Club \_\_\_\_\_  
 Address, \_\_\_\_\_ City \_\_\_\_\_ State and Zip \_\_\_\_\_  
 Phone \_\_\_\_\_ Birthdate \_\_\_\_\_ Grade \_\_\_\_\_

Entry form & fees due or postmarked by March 28, 2012 to: Tulare County 4-H Field Day Entries  
 4437-B S. Laspina St., Tulare, CA 93274

Add additional entries on back of form

ENTRY FEE \$ 7.00 PER GOAT

Division	Class #	Breed and ID (Tatoo/eartag)	Registration Number Date of Birth	Name	Dam and Sire		Entry Fee
					Reg. # ↓	DOB ↓	
		Breed →	Reg. # →		Dam		\$
		ID →	DOB →		Sire		
		Breed →	Reg. # →		Dam		\$
		ID →	DOB →		Sire		
		Breed →	Reg. # →		Dam		\$
		ID →	DOB →		Sire		
		Breed →	Reg. # →		Dam		\$
		ID →	DOB →		Sire		
		Breed →	Reg. # →		Dam		\$
		ID →	DOB →		Sire		

SHOWMANSHIP (MUST BE PRE-ENTERED)			
DIVISION NO. ►		CLASS NO. ►	NO FEE

FEEES FROM THIS PAGE \$ \_\_\_\_\_  
 FEEES FROM BACK PAGE \$ \_\_\_\_\_  
**TOTAL FEES DUE \$ \_\_\_\_\_**  
 Make check payable to TULARE CO. 4-H LEADER COUNCIL

**4-H DIVISIONS Check one:**  
 Pre-Novice - (4<sup>th</sup> - 6<sup>th</sup> grade) Never shown any specie prior to the Tulare County 4-H Field Day  
 Novice - (4<sup>th</sup>, 5<sup>th</sup>, & 6<sup>th</sup> grades)  
 Junior - (7<sup>th</sup> & 8<sup>th</sup> grades)  
 Senior - (9<sup>th</sup> grade and above)

Please check here if a youth will require a disability accommodation in order to participate in this 4-H Youth Development Program Event. List the participant's name and accommodation needed here:

Please accept the entry as listed above, subject to rules and classifications governing exhibits at the Tulare County 4-H Field Day by which I agree to be governed in exhibiting the same. I further declare that all statements made in connection with said entry are true. The undersigned states herewith that he/she is recognized supervisor of the project of which the above entries are a part; that to his/her personal and actual knowledge the statements regarding the same are true; and he/she further states that he/she has read and has full understanding of the rules and regulations governing the same and agrees to be governed by them.

EXHIBITOR SIGNATURE \_\_\_\_\_ DATE \_\_\_\_\_

PROJECTLEADER SIGNATURE \_\_\_\_\_ DATE \_\_\_\_\_